

Mueller 540 and 550 Series Full-Seal Clamps provide economical repairs and resist corrosion

MUELLER Full-Seal clamps provide an economical repair for circumferential breaks or cracks, multiple leaks or holes in pipe. They are available in standard lengths for cast and ductile iron, standard steel, PVC, and A-C. Each clamp size can accommodate a wide range of O.D. variations.

Lightweight all stainless steel pipe repair clamps resist corrosive atmospheres and hot soils. Available in single-section Full-Seal® style (Series 540), in two-section Xtra-Range® style (Series 550), and in Servi-Seal® style with welded-in service outlet. Servi-Seal style is available in either single-section (Series 541-549) or two-section (Series 551-559).



- HIGH STRENGTH STAINLESS STEEL STUDS - have spin-fit threads. For fast installation and Teflon coated heavy hex nuts for anti-galling.
- TAPERED END GRIDDED GASKET - is made of specially compounded Nitrile rubber, has a gridded pattern for positive sealing and tapered ends to make installation quick and easy.
- MAXIMUM WATER WORKING PRESSURE* - for properly installed clamps at 150F maximum working temperature: 2"-12" 540 series 150 psig (1025 kPa/10 barg); 3"-8" 550 series 300 psid (1400 kPa/14 barg); 10", 12" 550 series 150 psig (1025 kPa/10 barg).
- BANDS - are made of type 304L stainless steel and are machine-welded then passivated in welded area to restore full corrosion- resistance.
- 304L STAINLESS STEEL "GAP BRIDGES" - recessed in and cemented to gasket where band sections join, add support to provide 360° clamping pressure.
- Repair leaks and holes in pipe.
- Repair pulled services, broken pipe with Servi-Seal clamp.

540 SERIES CLAMP



SERVI-SEAL Clamp



550 Series Clamp

**IMPORTANT: MUELLER PIPE REPAIR CLAMPS have demonstrated their capability to seal against water pressures commonly encountered in distribution systems. Smaller diameter clamps of a given design can seal against higher pressures than larger ones. In addition, the pressure that a clamp can contain is effected by the torque applied to the bolts, the uniformity of bolt tightening (when there is more than one bolt), as well as the type and extent of pipe damage, surface condition of the pipe, environmental conditions, and installation workmanship.*

Rev. 9-09 Shaded area indicates changes

Mueller 500 and 510 Series Full-Seal Pipe Repair Clamps provide economical repairs

MUELLER Full-Seal Pipe Repair Clamps provide an economical repair for circumferential breaks or cracks, multiple leaks or holes in pipe. They are available in standard lengths for cast iron, ductile iron, standard steel pipe, PVC and A-C pipe. Each clamp size can accommodate a wide range of O.D. variations.

High efficiency pipe repair clamp offers long life in most soils and atmospheres. Available in three styles to answer several repair needs: single-section Full-Seal[®] style (Series 500), two-section Xtra-Range[®] style (Series 510), and Servi-Seal[®] style with welded-in service outlet. Servi-Seal[®] style is available in either single-section (Series 501-509) or two-section (Series 511-519).



- CORROSION-RESISTANT ALLOY STEEL LUG BOLTS AND NUTS - Bolts and other clamp components have service life expectancies compatible with the rest of your system.
- EXCLUSIVE MEULLER LUG DESIGN - of lightweight, strong ductile iron is coated with rust inhibitor. Lugs are self-aligning to provide uniform pressure along full length of clamp. They locate pulling force close to pipe surface for easy tightening without bolt bending.
- BANDS - are made of type 304L stainless steel.
- MAXIMUM WORKING PRESSURE* - for properly installed clamps at 150F maximum working temperature: 2"-8" 500/510 series 300 psig (1025 kPa/10 barg); 10"-12" 500/510 series 200 psig (2075 kPa/20 barg); 14"-36" 510 series 150 psig (1025 kPa/10 barg)
- 304L STAINLESS STEEL "GAP BRIDGES" - recessed in and cemented to gasket where band sections join, add support to provide 360° clamping pressure.
- CAPTIVE BOLTS— have deep non-galling, spin-fit thread and one is extended in length for fast installation. Plus heavy shoulders to prevent turning in lug. Heavy hex nuts provide more thread contact for strength.
- TAPERED END GRIDDED GASKET - is made of specially compounded Nitrile rubber, has a gridded pattern for positive sealing and tapered ends to make installation quick and easy.
- LONGER LENGTH STARTER BOLT & NUT - for easier installation (one per side on 4" and larger sizes).
- Repair pulled services, broken pipe with Servi-Seal Clamp.
- Repair leaks and holes in pipe.
- Repair longitudinal cracks.

500 SERIES CLAMP

SERVI-SEAL Clamp

510 Series Clamp

**IMPORTANT: MUELLER PIPE REPAIR CLAMPS have demonstrated their capability to seal against water pressures commonly encountered in distribution systems. Smaller diameter clamps of a given design can seal against higher pressures than larger ones. In addition, the pressure that a clamp can contain is effected by the torque applied to the bolts, the uniformity of bolt tightening (when there is more than one bolt), as well as the type and extent of pipe damage, surface condition of the pipe, environmental conditions, and installation workmanship.*

▲ WARNING: Use on A-C pipe, which contains a known carcinogen, requires appropriate protective equipment and procedures be employed.

Mueller 230 Mini-Band Series Clamps

The stainless steel 230 Series Mini-Band Clamp features full 360° sealing capability for repairing pinholes, punctures, splits and small abrasions on 1/2"-2" rigid pipe (copper, steel or PVC). It is available

in 3" and 6" lengths. The gasket includes integral stainless steel gap bridges that are recessed and bonded to the gasket. Zinc-plated steel bolts are standard; stainless steel bolts optional.



- ❑ FULL ENCIRCLEMENT - gasket wraps 360° for uniform seal on larger leaks.
- ❑ COMPACT, CONVENIENT SIZE - small size fits in tight spaces, available to repair 1/2" to 2" pipes made of copper, PVC or steel. Choice of 3" or 6" length.
- ❑ BANDS - are made of Type 304L Stainless Steel with Ductile Iron Lugs.
- ❑ PRESSURE RATING* - for properly installed clamp: 150 psig (1025 kPa/10 barg) on steel or copper — 60 psig (425 kPa/4 barg) on PVC.
- ❑ BOLTS - are zinc plated steel and have spin-fit threads to speed installation 304 stainless steel bolts and nuts are optional.
- ❑ 304L STAINLESS STEEL "GAP BRIDGES" - stainless steel plates recessed and bonded to gasket assure uniform sealing pressure all around pipe circumference.

230 SERIES CLAMP



**IMPORTANT: MUELLER PIPE REPAIR CLAMPS have demonstrated their capability to seal against water pressures commonly encountered in distribution systems. Smaller diameter clamps of a given design can seal against higher pressures than larger ones. In addition, the pressure that a clamp can contain is effected by the torque applied to the bolts, the uniformity of bolt tightening (when there is more than one bolt), as well as the type and extent of pipe damage, surface condition of the pipe, environmental conditions, and installation workmanship.*

Rev. 9-09 Shaded area indicates changes

Mueller 200 Series Clamps

The stainless steel 200 Series Pipe-Saver Clamp comes in 3", 6", 9", 12", and 18" lengths, in single section to fit 1/2" - 8" standard steel pipe, and in two sections to fit 10" - 24" standard steel pipe. Cemented-in gaskets are available with a choice of smooth or gridded surfaces.

A clamp is also available with a separate cone gasket to close holes or deep pits. High carbon steel bolts with corrosion-resistant plating are standard; stainless steel bolts optional.

The stainless steel 200 Series Pipe-Saver Clamp

- Repair holes
- Repair splits
- Heavy bolt shoulders prevent turning in lug.
- Steel bolt has rolled, spin-fit threads to speed installation.
- Heavy, hex nut provides more thread contact for greater strength.
- Type 304L stainless steel band
- Ductile iron lugs are shaped to provide uniform clamping pressure on pipe.
- Maximum water working pressure for properly installed clamps with nuts tightened to 500 inch-pounds torque*: 1/2"-4" 350 psig (2400 kPa/24 barg); 6"-8" 200 psig (1375 kPa/13 barg); 10"-12" 150 psig; 14"-16" 100 psig (700 kPa/7 barg), 18" - 24" 60 psig (425 kPa/4 barg).



**IMPORTANT: MUELLER PIPE REPAIR CLAMPS have demonstrated their capability to seal against water pressures commonly encountered in distribution systems. Smaller diameter clamps of a given design can seal against higher pressures than larger ones. In addition, the pressure that a clamp can contain is effected by the torque applied to the bolts, the uniformity of bolt tightening (when there is more than one bolt), as well as the type and extent of pipe damage, surface condition of the pipe, environmental conditions, and installation workmanship.*

Typical 200 Series
Pipe-Saver Clamps



220

Mueller 200 Series Pipe-Saver Pipe Repair Clamps - for 1/2" through 24" standard steel pipe

To specify the catalog number, use the charts to select the following information for the desired clamp:

1. Style number
2. Length
3. Size number

*Clamps available to fit specific size standard steel pipe within this nominal size range.

The catalog number for a 220 Style Clamp, 3" long for 1-1/2" steel pipe is 220-3-190

Clamp style number	Clamp length	Clamp size number
220	3	190

Clamp style number



218

Style number	Type of gasket	Gasket coverage	Bolts		Size available*
			Corrosion resistive plating	Stainless steel	
210	Smooth†	Full	X	-	1/2"-24"
211	Smooth†	Full	-	X	1/2"-24"
212	Gridded	Full	X	-	1/2"-24"
213	Gridded	Full	-	X	1/2"-24"
218	Smooth†	Regular	X	-	1-1/2"-24"
219	Smooth†	Regular	-	X	1-1/2"-24"
220	Gridded	Regular	X	-	1-1/2"-24"
221	Gridded	Regular	-	X	1-1/2"-24"

†Smooth gasket material is reinforced for 1-1/2" - 24" sizes



221

Clamp length and clamp style number

Standard steel pipe size††	Clamp size number	Standard steel pipe O.D.	Number of clamp sections
1/2"	0084	0.840	1
3/4"	0105	1.050	
1"	0131	1.315	
1-1/4"	0166	1.660	
1-1/2"	0190	1.900	
2"	0237	2.375	
2-1/2"	0287	2.875	
3"	0350	3.500	
3-1/2"	0400	4.000	
4"	0450	4.500	
5"	0556	5.563	
6"	0662	6.625	
8"	0862	8.625	
10"	1075	10.750	
12"	1275	12.750	
14"	1400	14.000	
16"	1600	16.000	
18"	1800	18.000	
20"	2000	20.000	
24"	2400	24.000	

Clamp lengths available	Number of bolts
3"	1
6"	2
9"	3
12"	4
18"	6

Clamp lengths available	Number of bolts
3"	2
6"	4
9"	6
12"	8
15"	10
18"	12



213

†† Nominal Sizes

*IMPORTANT: MUELLER PIPE REPAIR CLAMPS have demonstrated their capability to seal against water pressures commonly encountered in distribution systems. Smaller diameter clamps of a given design can seal against higher pressures than larger ones. In addition, the pressure that a clamp can contain is effected by the torque applied to the bolts, the uniformity of bolt tightening (when there is more than one bolt), as well as the type and extent of pipe damage, surface condition of the pipe, environmental conditions, and installation workmanship

Rev. 8-04 Shaded area indicates changes

Typical MINI-BAND Clamp



Style number 230

Mueller 230 Series Mini-Band Pipe Repair Clamps - for 1/2" through 2" rigid copper, steel and PVC pipe.

To specify the catalog number, use the charts to select the following information for the desired clamp:

1. Style number 230 (change "0" to "1" for stainless steel bolt option)
2. Length: "03" for 3" or "06" for 6"
3. Size number (from chart below)

Example:

The catalog number for a 230 Style clamp, 6" long for 1" rigid copper pipe, with the stainless steel bolt option is 231-06-0113

Clamp style number	Clamp length	Clamp size number
231	06	0113

Nominal pipe size	Clamp size number	Pipe O.D.	
		Standard steel, PVC	Type "K" copper
1/2"	0063	-	0.625
	0084	0.840	-
3/4"	0088	-	0.875
	0105	1.050	-
1"	0113	-	1.125
	0132	1.315	-
1-1/4"	0138	-	1.375
	0166	1.660	-
1-1/2"	0163	-	1.625
	0190	1.900	-
2"	0213	-	2.125
	0238	2.375	-




Clamp size	Bolt size	Part numbers	
		Corrosion resistive plating	Stainless steel
1/2"-1"	3/8" x 3"	584534	513363
1-1/4", 1-1/2"	3/8" x 3-1/2"	584535	513364
2"-5"	7/16" x 4"	584537	513366
6"-24"	7/16" x 5"	584538	513367

IMPORTANT: MUELLER PIPE REPAIR CLAMPS have demonstrated their capability to seal against water pressures commonly encountered in distribution systems. Smaller diameter clamps of a given design can seal against higher pressures than larger ones. In addition, the pressure that a clamp can contain is effected by the torque applied to the bolts, the uniformity of bolt tightening (when there is more than one bolt), as well as the type and extent of pipe damage, surface condition of the pipe, environmental conditions, and installation workmanship.

Typical Single Section Full-Seal Clamp



Style number 500

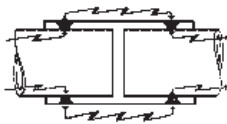


Starter nut



Standard bolt & nut

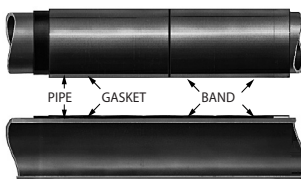
510 Series nuts and bolts



Bonding device



Bonding device



Add-on feature

Mueller 500 Series Single Section Full-Seal Pipe Repair Clamps - for 2" through 12" cast iron, ductile iron, steel pipe, A-C and PVC pipe

To specify the catalog number, provide the following information :

1. Style number—500
2. Length—Standard length available (inches): 6, 7-1/2 (list as "7"), 9, 12, 15, 18, 20, 24, 30
3. Size number—from chart on page 15.8
4. Catalog number prefix or suffix for optional features, if desired.

The catalog number for 500 Single Section Full-Seal Repair Clamp, 12" long for 8" cast iron pipe is 500-12-899.

Clamp style number	Clamp length	Clamp size number
500	12	899

Extra bolts and nuts for 500 series Mueller Single Section Full Seal Repair Clamps

Clamp size	Bolt size	Bolt part number	Nut part number
2"-3-1/2"	1/2"-4-1/2"	533942	522998
4"-12" (standard bolt and nut)	5/8"x6"	533937	195236
4"-12" (starter bolt and nut)	5/8"x7"	533938	526655

NOTE: 4" and larger 500 Series Clamps are provided with one starter bolt/nut per side as standard.

Stainless steel bolts

For optional 304 stainless steel bolts, washers and nuts, add "S-" prefix to clamp catalog number S-500-12-899.

Deep socket wrenches

Specially designed for use with Mueller Full-Seal Repair Clamps. Long ratchet handle has thumb-tip reverse. Deep sockets (3-1/4") have double hex (12 pt.) and 1/2" square drive.



Part number	Description
515204	15-3/4" with reversible ratchet handle
520344	7/8" socket for 2" through 3-1/2" clamps
515207	1-1/16" socket for 4" and larger clamps
519575	1/2"x3/4" adapter

Bonding device for cathodic protection

Metallic conductors are set in the gasket to provide contact between the band and the pipe surface and are available on all 500 series clamps. These conductors permit electrical current flow by establishing positive contact with pipe and band on each side of the pipe crack or break for cathodic protection, add a prefix of "2" to catalog number. 2-500-12-899.

Add-on feature allows long lengthwise repairs

The gasket is cemented into the band in a 1" offset position. This allows overlapping the gasket with the band of another offset clamp when repairing a longer than usual area of pipe. This feature is not available on Servi-Seal style clamps for longer than usual repairs, add a prefix of "1" to catalog number 1-500-12-899.

Note: For O.D. not shown contact our Customer Service Center or your Mueller Sales Representative.

IMPORTANT: MUELLER PIPE REPAIR CLAMPS have demonstrated their capability to seal against water pressures commonly encountered in distribution systems. Smaller diameter clamps of a given design can seal against higher pressures than larger ones. In addition, the pressure that a clamp can contain is effected by the torque applied to the bolts, the uniformity of bolt tightening (when there is more than one bolt), as the type and extent of pipe damage, surface condition of the pipe, environmental conditions, and installation workmanship

Rev. 12-15 Shaded area indicates changes

Mueller 500 Series Single Section Full-Seal® Pipe Repair Clamps — for 2" through 12" cast iron , ductile iron , steel, A-C and PVC pipe.

Standard Lengths: 6", 7-1/2", 9", 10", 12", 15", 18", 20", 24", 30"

Nominal Pipe Size	Clamp size - number	Clamp O.D. range*				Cast Iron	Ductile Iron	Cast Iron O.D. PVC	Steel***	A-C Rough Barrel
		Inches		Millimeters						
		Min.	Max	Min.	Max					
2"	235	2.35	2.63	59.7	66.8	50-250, A, B, C, D	All	-	2"	-
2-1/2"	270	2.70	2.98	68.6	75.7	50-250, A, B, C, D	All	-	2-1/2"	-
3"	297	2.97	3.25	75.5	82.5	-	-	-	3" O.D.	-
3"	346	3.46	3.72	87.9	94.4	50-250, A, B, C, D	All	-	3"	-
3"	373	3.73	4.00	94.8	101.6	-	-	-	-	-
3-1/2"	396	3.96	4.25	100.6	107.9	-	-	-	3-1/2" (4" O.D.)	-
4"	445	4.45	4.87	113.1	123.6	50-250, A	All	Class 150, 200	STD	-
4"	474	4.74	5.14	120.4	130.5	50-250, A, B, C, D	All	Class 150, 200	-	Class 100**, 150
4"	495	4.95	5.35	125.8	135.8	-	-	-	-	Class 100**, 150
4"	520	5.20	5.60	132.1	142.2	-	-	-	-	Class 150, 200
6"	566	5.66	5.91	143.7	150.1	-	-	-	-	-
6"	594	5.94	6.34	150.9	161.0	-	-	-	6" O.D.	-
6"	634	6.34	6.74	163.3	171.2	-	-	-	STD	-
6"	655	6.55	6.97	164.4	177.0	50-250, A	All	Class 150, 200	STD	-
6"	684	6.84	7.24	173.8	183.8	50-250, A, B, C, D	All	Class 150, 200	-	-
6"	704	7.04	7.44	178.9	188.9	-	-	-	-	Class 100**, 150
6"	722	7.22	7.62	183.4	193.5	-	-	-	-	Class 200
8"	792	7.92	8.32	201.1	211.3	-	-	-	8" O.D.	-
8"	836	8.36	8.76	212.3	222.2	-	-	-	-	-
8"	853	8.53	8.93	216.7	226.8	-	-	-	STD	-
8"	899	8.99	9.39	228.4	238.5	50-250, A, B, C, D	All	Class 150, 200	-	-
8"	925	9.25	9.65	235.0	245.1	-	-	-	-	Class 100**, 150
8"	940	9.40	9.80	238.8	248.9	-	-	-	-	Class 200
10"	990	9.90	10.30	251.4	261.6	-	-	-	10" O.D.	-
10"	1040	10.40	10.80	264.1	274.3	-	-	-	-	-
10"	1064	10.64	11.04	270.3	280.4	-	-	-	STD	-
10"	1104	11.04	11.46	280.5	291.0	50-250, A, B, C, D	All	Class 150, 200	-	-
10"	1137	11.37	11.77	288.8	298.9	-	-	-	-	Class 100**
10"	1175	11.75	12.15	298.5	308.6	-	-	-	12" O.D.	Class 100, 150
12"	1200	12.00	12.40	304.8	315.0	-	-	-	-	-
12"	1220	12.20	12.60	309.9	320.0	-	-	-	-	-
12"	1246	12.46	12.86	316.5	326.6	-	-	-	-	-
12"	1260	12.60	13.00	320.1	330.2	-	-	-	STD	-
12"	1314	13.14	13.56	338.8	344.4	50-250, A, B, C, D	All	Class 150, 200	-	-
12"	1356	13.56	13.96	344.5	354.5	-	-	-	-	Class 100**
12"	1400	14.00	14.40	355.7	365.7	-	-	-	14"	Class 150, 200

* Verify pipe O.D. before selecting clamp size.

** CAUTION—O.D. of class 100 A-C pipe varies greatly. Measure pipe O.D. to assure proper clamp selection.

***Also fits PVC Plastic Pipe - ASTM D2241 SDR 17 and lower and ASTM D1785 schedule 80 and above.

Note: For O.D. not shown contact our Customer Service Center or your Mueller Sales Representative.

MUELLER® SINGLE SECTION SERVI-SEAL® PIPE REPAIR CLAMPS



15.9

Shaded area indicates change Rev. 9-09

Typical Single Section Servi-Seal Clamp



Style number 501-509

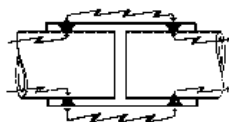


Starter nut



Standard bolt & nut

510 Series nuts and bolts



Bonding device



Bonding device

Mueller Single Section Servi-Seal Pipe Repair Clamps - with integral 3/4" through 2" IP/CC Threaded service outlet - for 2" through 12" cast iron, ductile iron, steel pipe, A-C and PVC pipe.

To specify the catalog number, provide the following information:

1. Style number—501-509 (see chart below)
2. Length—Standard length available (inches): 5, 6, 7-1/2 (list as "7"), 9, 12, 15, 18, 20, 24, 30
3. Size number—from chart on page 15.10
4. Catalog number prefix or suffix for optional features, if desired.

The catalog number for a Single Section Servi-Seal Repair Clamp with 3/4" IP outlet, 12" long for 8" cast iron pipe is 501-12-899.

Clamp style number	Clamp length	Clamp size number
501	12	899

Clamp style number

Style number	Size/type of outlet tapping thread	Sizes available*
501	3/4" IP	2.35-14.00
502	3/4" CC	2.35-14.00
503	1" IP	2.35-14.00
504	1" CC	2.35-14.00
505	1-1/4" IP	4.45-14.00
506	1-1/2" CC	4.45-14.00
507	1-1/2" IP	4.45-14.00
508	2" CC	4.45-14.00
509	2" IP	4.45-14.00

*Clamps available to fit specific size pipe within this nominal size range.

Extra bolts and nuts for Mueller Single Section Servi-Seal Repair Clamps

Clamp size	Bolt size	Bolt part number	Nut part number
2"-3-1/2"	1/2"-6"	521009	521010
4"-12" (standard bolt and nut)	5/8"x6"	521008	195236
4"-12" (starter bolt and nut)	5/8x7"	524308	526655

NOTE: 4" and larger 500 Series Clamps are provided with one starter bolt/nut per side as standard.

Stainless steel bolts

For optional 304 stainless steel bolts, washers and nuts, add "S-" prefix to clamp catalog number.

Example: S-501-12-899.

Deep socket wrenches

Specially designed for use with Mueller Full-Seal Repair Clamps. Long ratchet handle has thumb-tip reverse. Deep sockets (3-1/4") have double hex (12 pt.) and 1/2" square drive.



Part number	Description
515204	15-3/4" with reversible ratchet handle
520344	7/8" socket for 2" through 3-1/2" clamps
515207	1-1/16" socket for 4" and larger clamps
519575	1/2"x3/4" adapter

Bonding device for cathodic protection

Metallic conductors are set in the gasket to provide contact between the band and the pipe surface and are available on all 500 series clamps. These conductors permit electrical current flow by establishing positive contact with pipe and band on each side of the pipe crack or break.

To specify optional bonding device for cathodic protection, add a prefix of "2" to catalog number.

Example: 2-501-12-899.

Note: For O.D. not shown contact our Customer Service Center or your Mueller Sales Representative.

IMPORTANT: MUELLER PIPE REPAIR CLAMPS have demonstrated their capability to seal against water pressures commonly encountered in distribution systems. Smaller diameter clamps of a given design can seal against higher pressures than larger ones. In addition, the pressure that a clamp can contain is effected by the torque applied to the bolts, the uniformity of bolt tightening (when there is more than one bolt), as well as the type and extent of pipe damage, surface condition of the pipe, environmental conditions, and installation workmanship.

WARNING: Use on A-C pipe, which contains a known carcinogen, requires appropriate protective equipment and procedures be employed.

Rev. 9-09 Shaded area indicates changes

Mueller 501-509 Series Single Section Servi-Seal Pipe Repair Clamps — for 2" through 12" cast iron, ductile iron, steel, A-C and PVC pipe.

Standard Lengths: 6", 7-1/2", 9", 10", 12", 15", 18", 20", 24", 30"

Nominal Pipe Size	Clamp size - number	Clamp O.D. range*				Cast Iron	Ductile Iron	Cast Iron O.D. PVC	Steel***	A-C Rough Barrel
		Inches		Millimeters						
		Min.	Max	Min.	Max					
2"	235	2.35	2.63	59.7	66.8	50-250, A, B, C, D	All	-	2"	-
2-1/2"	270	2.70	2.98	68.6	75.7	50-250, A, B, C, D	All	-	2-1/2"	-
3"	297	2.97	3.25	75.5	82.5	-	-	-	3" O.D.	-
3"	346	3.46	3.72	87.9	94.4	50-250, A, B, C, D	All	-	3"	-
3"	373	3.73	4.00	94.8	101.6	-	-	-	-	-
3-1/2"	396	3.96	4.25	100.6	107.9	-	-	-	3-1/2" (4" O.D.)	-
4"	445	4.45	4.87	113.1	123.6	50-250, A	All	Class 150, 200	STD	-
4"	474	4.74	5.14	120.4	130.5	50-250, A, B, C, D	All	Class 150, 200	-	Class 100**, 150
4"	495	4.95	5.35	125.8	135.8	-	-	-	-	Class 100**, 150
4"	520	5.20	5.60	132.1	142.2	-	-	-	-	Class 150, 200
6"	566	5.66	5.91	143.7	150.1	-	-	-	-	-
6"	594	5.94	6.34	150.9	161.0	-	-	-	6" O.D.	-
6"	634	6.34	6.74	163.3	171.2	-	-	-	STD	-
6"	655	6.55	6.97	164.4	177.0	50-250, A	All	Class 150, 200	STD	-
6"	684	6.84	7.24	173.8	183.8	50-250, A, B, C, D	All	Class 150, 200	-	-
6"	704	7.04	7.44	178.9	188.9	-	-	-	-	Class 100**, 150
6"	722	7.22	7.62	183.4	193.5	-	-	-	-	Class 200
8"	792	7.92	8.32	201.1	211.3	-	-	-	8" O.D.	-
8"	836	8.36	8.76	212.3	222.2	-	-	-	-	-
8"	853	8.53	8.93	216.7	226.8	-	-	-	STD	-
8"	899	8.99	9.39	228.4	238.5	50-250, A, B, C, D	All	Class 150, 200	-	-
8"	925	9.25	9.65	235.0	245.1	-	-	-	-	Class 100**, 150
8"	940	9.40	9.80	238.8	248.9	-	-	-	-	Class 200
10"	990	9.90	10.30	251.4	261.6	-	-	-	10" O.D.	-
10"	1040	10.40	10.80	264.1	274.3	-	-	-	-	-
10"	1064	10.64	11.04	270.3	280.4	-	-	-	STD	-
10"	1104	11.04	11.46	280.5	291.0	50-250, A, B, C, D	-	Class 150, 200	-	-
10"	1137	11.37	11.77	288.8	298.9	-	-	-	-	Class 100**
10"	1175	11.75	12.15	298.5	308.6	-	-	-	12" O.D.	Class 100, 150
12"	1200	12.00	12.40	304.8	315.0	-	-	-	-	-
12"	1220	12.20	12.60	309.9	320.0	-	-	-	-	-
12"	1246	12.46	12.86	316.5	326.6	-	-	-	-	-
12"	1260	12.60	13.00	320.1	330.2	-	-	-	STD	-
12"	1314	13.14	13.56	338.8	344.4	50-250, A, B, C, D	All	Class 150, 200	-	-
12"	1356	13.56	13.96	344.5	354.5	-	-	-	-	Class 100**
12"	1400	14.00	14.40	355.7	365.7	-	-	-	14"	Class 150, 200

*Verify pipe O.D. before selecting clamp size.

**CAUTION—O.D. of class 100 A-C pipe varies greatly. Measure pipe O.D. to assure proper clamp selection.

***Also fits PVC Plastic Pipe - ASTM D2241 SDR 17 and lower and ASTM D1785 schedule 80 and above.

Note: For O.D. not shown contact our Customer Service Center or your Mueller Sales Representative.

Typical XTRA-RANGE Full-Seal Clamp



Style number 510

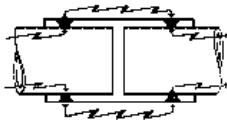


Starter nut



Standard bolt & nut

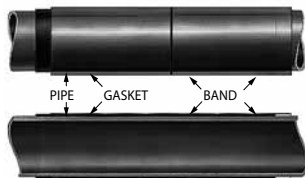
510 Series nuts and bolts



Bonding device



Bonding device



Add-on feature

Mueller 510 Series Xtra-Range Full-Seal Pipe Repair Clamps - for 4" through 24" cast iron, ductile iron, steel pipe, A-C and PVC pipe.

To specify the catalog number, provide the following information :

1. Style number—**510**
2. Length—**Standard length available (inches): 6, 7-1/2 (list as "7"), 9, 12, 15, 18, 20, 24, 30**
3. Size number—**from chart on page 15.12**
4. Catalog number prefix or suffix for optional features, if desired.

The catalog number for a 510 Xtra-Range Full-Seal Repair Clamp, 12" long for 6" cast iron pipe is 510-12-675.

Clamp style number	Clamp length	Clamp size number
510	12	675

Extra bolts and nuts for Mueller Xtra-Range Full Seal Repair Clamps

Clamp size	Bolt size	Bolt part number	Nut part number
4"-12" (standard bolt and nut)	5/8"x6"	521008	195236
4"-12" (starter bolt and nut)	5/8"x7"	524308	526655

NOTE: 4" and larger 510 Series Clamps are provided with one starter bolt/nut per side as standard.

Stainless steel bolts

For optional 304 stainless steel bolts, washers and nuts, add "S-" prefix to clamp catalog number.

Example: S-510-12-675.

Deep socket wrenches

Specially designed for use with Mueller Full-Seal Repair Clamps. Long ratchet handle has thumb-tip reverse. Deep sockets (3-1/4") have double hex (12 pt.) and 1/2" square drive.



Part number	Description
515207	1-1/16" socket
515204	15-3/4" with reversible ratchet handle
519575	1/2"x3/4" adapter

Bonding device for cathodic protection

Metallic conductors are set in the gasket to provide contact between the band and the pipe surface and are available on all 500 series clamps. These conductors permit electrical current flow by establishing positive contact with pipe and band on each side of the pipe crack or break.

To specify optional bonding device for cathodic protection, add a prefix of "2" to catalog number.

Example: 2-510-12-675.

Add-on feature allows long lengthwise repairs

The gasket is cemented into the band in a 1" offset position. This allows overlapping the gasket with the band of another offset clamp when repairing a longer than usual area of pipe. This feature is not available on Servi-Seal style clamps.

To specify optional add-on feature for longer than usual repairs, add a prefix of "1" to catalog number.

Example: 1-510-12-675.

IMPORTANT: MUELLER PIPE REPAIR CLAMPS have demonstrated their capability to seal against water pressures commonly encountered in distribution systems. Smaller diameter clamps of a given design can seal against higher pressures than larger ones. In addition, the pressure that a clamp can contain is effected by the torque applied to the bolts, the uniformity of bolt tightening (when there is more than one bolt), as well as the type and extent of pipe damage, surface condition of the pipe, environmental conditions, and installation workmanship.

Note: For O.D. not shown contact our Customer Service Center or your Mueller Sales Representative.

Rev. 9-09 Shaded area indicates changes

Mueller 510 Series Xtra-Range Full-Seal Pipe Repair Clamps — for 4" through 24" cast iron, ductile iron, steel, A-C and PVC pipe

Standard Lengths: 6", 7-1/2", 9", 10", 12", 15", 18", 20", 24", 30"


Nominal Pipe Size	Clamp size - number	Clamp O.D. range*				Cast Iron	Ductile Iron	Cast Iron O.D. PVC	Steel***	A-C Rough Barrel
		Inches		Millimeters						
		Min.	Max	Min.	Max					
4"	470	4.50	5.50	119.4	139.7	50-250, A, B, C, D	All	Class 150, 200	-	Class 100**, 150, 200
6"	662	6.62	7.42	168.1	188.5	-	-	-	STD	-
6"	675	6.75	7.55	171.5	191.7	50-250, A, B, C, D	All	Class 150, 200	-	Class 100**, 150, 200
8"	862	8.62	9.42	218.9	293.3	-	-	-	STD	-
8"	888	8.88	9.68	225.6	245.8	50-250, A, B, C, D	All	Class 150, 200	-	Class 100**, 150, 200
10"	1072	10.72	11.72	272.3	297.7	-	-	-	STD	-
10"	1105	11.05	12.05	280.7	306.0	50-250, A, B, C, D	All	Class 150, 200	12" O.D.	Class 100**, 150, 200
12"	1246	12.46	13.26	316.5	336.8	-	-	-	STD	-
12"	1310	13.10	14.30	332.8	363.2	50-250, A, B, C, D	All	Class 150, 200	14"	Class 100**, 150, 200
14"	1433	14.33	15.13	364.0	384.3	-	-	-	-	-
14"	1510	15.10	15.90	383.6	403.8	50-250, A, B, C, D	All	-	-	Class 100**
16"	1590	15.90	16.70	403.9	424.1	-	-	-	16"	-
16"	1655	16.55	17.35	420.4	440.6	-	-	-	-	14" Class 150, 200
16"	1720	17.20	18.00	436.9	457.2	50-250, A, B, C, D	All	-	-	Class 100**
18"	1760	17.60	18.40	447.1	467.3	-	-	-	18"	-
18"	1841	18.41	19.21	467.7	487.9	-	-	-	-	16" Class 150, 200
18"	1922	19.22	20.02	488.2	508.5	50-250, A, B, C, D	All	-	-	-
20"	1990	19.90	20.70	505.5	525.7	-	-	-	20"	Class 100**
20"	2070	20.70	21.50	525.8	546.1	-	-	-	-	18" Class 150
20"	2145	21.45	22.25	544.9	565.1	50-250, A, B, C, D	All	-	22"	-
20"	2220	22.20	23.00	563.9	584.2	-	-	-	-	20" Class 100** 18" Class 150
20"	2280	22.80	23.60	579.2	599.4	-	-	-	-	-
24"	2344	23.44	24.24	595.4	615.6	-	-	-	24"	20" Class 150
24"	2420	24.20	25.00	614.7	635.0	-	-	-	-	20" Class 200
24"	2490	24.90	25.70	632.5	652.7	-	-	-	-	20" Class 200
24"	2566	25.66	26.46	651.8	672.0	50-250, A, B, C, D	-	-	26"	-
24"	2672	26.72	27.52	678.7	699.0	-	-	-	-	Class 100**
24"	2772	27.72	28.52	704.1	724.4	-	-	-	28"	Class 150
24"	2863	28.63	29.83	727.3	757.6	-	-	-	-	-
24"	2957	29.57	30.77	751.1	781.5	-	-	-	30"	Class 200
30"	3122	31.22	32.42	793.0	823.5	-	-	-	-	-
36"	3786	37.86	39.16	961.6	994.7	-	-	-	-	-

*Verify pipe O.D. before selecting clamp size.

**CAUTION—O.D. of class 100 A-C pipe varies greatly. Measure pipe O.D. to assure proper clamp selection.

***Also fits PVC Plastic Pipe - ASTM D2241 SDR 17 and lower and ASTM D1785 schedule 80 and above.

Note: For O.D. not shown contact our Customer Service Center or your Mueller Sales Representative.

 **WARNING:** Use on A-C pipe, which contains a known carcinogen, requires appropriate protective equipment and procedures be employed.

Typical Mueller Xtra-Range Servi-Seal Clamp



Mueller 511 - 519 Series Xtra-Range Servi-Seal Pipe Repair Clamps - with integral 3/4" through 2" IP/CC threaded service outlet - for 4" through 24" cast iron, ductile iron, steel pipe, A-C and PVC plastic pipe.

To specify the catalog number, provide the following information :

1. Style number—**511-519** (see chart below)
2. Length—**Standard length available (inches): 6, 7-1/2 (list as "7"), 9, 12, 15, 18, 20, 24, 30**
3. Size number—**from chart on page 15.14**
4. Catalog number prefix or suffix for optional features, if desired.

The catalog number for a Xtra-Range Servi-Seal Repair Clamp, with 3/4" IP thread tapped outlet, 12" clamp length for 6" cast iron pipe is 511-12-675.

Clamp style number	Clamp length	Clamp size number
511	12	675

Clamp style number

Style number	Size/type of outlet tapping thread	Sizes available*
511	3/4" IP	4.70-37.86
512	3/4" CC	4.70-37.86
513	1" IP	4.70-37.86
514	1" CC	4.70-37.86
515	1-1/4" IP	4.70-37.86
516	1-1/2" CC	4.70-37.86
517	1-1/2" IP	4.70-37.86
518	2" CC	4.70-37.86
519	2" IP	4.70-37.86

*Clamps available to fit specific size pipe within this nominal range.

Style number 511-519

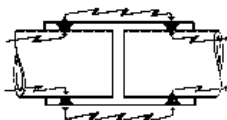


Starter nut



Standard bolt & nut

519 Series nuts and bolts



Bonding device



Bonding device

Extra bolts and nuts for Mueller Xtra-Range Full Seal Repair Clamps

Clamp size	Bolt size	Bolt part number	Nut part number
4"-12" (standard bolt and nut)	5/8"x6"	521008	195236
4"-12" (starter bolt and nut)	5/8"x7"	524308	526655

Stainless steel bolts

For optional 304 stainless steel bolts, washers and nuts, add "S-" prefix to clamp catalog number.

Example: S-511-12-675.

Deep socket wrenches

Specially designed for use with Mueller Full-Seal Repair Clamps. Long ratchet handle has thumb- tip reverse. Deep sockets (3-1/4") have double hex (12 pt.) and 1/2" square drive.



Part number	Description
515207	1-1/16" socket for 4" and larger clamps
515204	15-3/4" with reversible ratchet handle
519575	1/2"x3/4" adapter

Bonding device for cathodic protection

Metallic conductors are set in the gasket to provide contact between the band and the pipe surface and are available on all 500 series clamps. These conductors permit electrical current flow by establishing positive contact with pipe and band on each side of the pipe crack or break.

To specify optional bonding device for cathodic protection, add a prefix of "2" to catalog number.

Example: 2-511-12-675.

Note: For O.D. not shown contact our Customer Service Center or your Mueller Sales Representative.

IMPORTANT: MUELLER PIPE REPAIR CLAMPS have demonstrated their capability to seal against water pressures commonly encountered in distribution systems. Smaller diameter clamps of a given design can seal against higher pressures than larger ones. In addition, the pressure that a clamp can contain depends upon the torque applied to the bolts, the uniformity of bolt tightening (when there is more than one bolt), as well as the type and extent of pipe damage, surface condition of the pipe, environmental conditions, and installation workmanship.

Rev. 9-09 Shaded area indicates changes

Mueller 511-519 Series Xtra-Range Full-Seal Pipe Repair Clamps — for 4" through 24" cast iron, ductile iron, steel, A-C and PVC pipe.

Standard Lengths: 6", 7-1/2", 9", 10", 12", 15", 18", 20", 24", 30"


Nominal Pipe Size	Clamp size - number	Clamp O.D. range*				Cast Iron	Ductile Iron	Cast Iron O.D. PVC	Steel***	A-C Rough Barrel
		Inches		Millimeters						
		Min.	Max	Min.	Max					
4"	470	4.50	5.50	119.4	139.7	50-250, A, B, C, D	All	Class 150, 200	-	Class 100**, 150, 200
6"	662	6.62	7.42	168.1	188.5	-	-	-	STD	-
6"	675	6.75	7.55	171.5	191.7	50-250, A, B, C, D	All	Class 150, 200	-	Class 100**, 150, 200
8"	862	8.62	9.42	218.9	293.3	-	-	-	STD	-
8"	888	8.88	9.68	225.6	245.8	50-250, A, B, C, D	All	Class 150, 200	-	Class 100**, 150, 200
10"	1072	10.72	11.72	272.3	297.7	-	-	-	STD	-
10"	1105	11.05	12.05	280.7	306.0	50-250, A, B, C, D	All	Class 150, 200	12" O.D.	Class 100**, 150, 200
12"	1246	12.46	13.26	316.5	336.8	-	-	-	STD	-
12"	1310	13.10	14.30	332.8	363.2	50-250, A, B, C, D	All	Class 150, 200	14"	Class 100**, 150, 200
14"	1433	14.33	15.13	364.0	384.3	-	-	-	-	-
14"	1510	15.10	15.90	383.6	403.8	50-250, A, B, C, D	All	-	-	Class 100**
16"	1590	15.90	16.70	403.9	424.1	-	-	-	16"	-
16"	1655	16.55	17.35	420.4	440.6	-	-	-	-	14" Class 150, 200
16"	1720	17.20	18.00	436.9	457.2	50-250, A, B, C, D	All	-	-	Class 100**
18"	1760	17.60	18.40	447.1	467.3	-	-	-	18"	-
18"	1841	18.41	19.21	467.7	487.9	-	-	-	-	16" Class 150, 200
18"	1922	19.22	20.02	488.2	508.5	50-250, A, B, C, D	All	-	-	-
20"	1990	19.90	20.70	505.5	525.7	-	-	-	20"	Class 100**
20"	2070	20.70	21.50	525.8	546.1	-	-	-	-	18" Class 150
20"	2145	21.45	22.25	544.9	565.1	50-250, A, B, C, D	All	-	22"	-
20"	2220	22.20	23.00	563.9	584.2	-	-	-	-	20" Class 100** 18" Class 150
20"	2280	22.80	23.60	579.2	599.4	-	-	-	-	-
24"	2344	23.44	24.24	595.4	615.6	-	-	-	24"	20" Class 150
24"	2420	24.20	25.00	614.7	635.0	-	-	-	-	20" Class 200
24"	2490	24.90	25.70	632.5	652.7	-	-	-	-	20" Class 200
24"	2566	25.66	26.46	651.8	672.0	50-250, A, B, C, D	-	-	26"	-
24"	2672	26.72	27.52	678.7	699.0	-	-	-	-	Class 100**
24"	2772	27.72	28.52	704.1	724.4	-	-	-	28"	Class 150
24"	2863	28.63	29.83	727.3	757.6	-	-	-	-	-
24"	2957	29.57	30.77	751.1	781.5	-	-	-	30"	Class 200
30"	3122	31.22	32.42	793.0	823.5	-	-	-	-	-
36"	3786	37.86	39.16	961.6	994.7	-	-	-	-	-

*Verify pipe O.D. before selecting clamp size.

**CAUTION—O.D. of class 100 A-C pipe varies greatly. Measure pipe O.D. to assure proper clamp selection.

***Also fits PVC Plastic Pipe - ASTM D2241 SDR 17 and lower and ASTM D1785 schedule 80 and above.

Note: For O.D. not shown contact our Customer Service Center or your Mueller Sales Representative.

 **WARNING:** Use on A-C pipe, which contains a known carcinogen, requires appropriate protective equipment and procedures be employed.

Typical All Stainless Steel Series 540 Clamp



Style number 540

Mueller 540 Series Single Section Full-Seal All Stainless Steel Pipe Repair Clamps - for 2" through 12" cast iron, ductile iron, steel pipe, A-C and PVC pipe.

To specify the catalog number, provide the following information :

1. Style number—**540**
2. Length—**Standard length available (inches): 7-1/2 (list as "7"), 12-1/2, 15, 20, 30**
3. Size number—**from chart on page 15.16**
4. Catalog number prefix or suffix for optional features, if desired.

The catalog number for a 540 Single Section Full-Seal Repair Clamp, 12" long for 8" cast iron pipe is 540-12-899.

Clamp style number	Clamp length	Clamp size number
540	12	899

Extra Nuts & Washers for Mueller Single Section Full Seal All Stainless Repair Clamps

Clamp size	Bolt size	Bolt part number	Nut part number
2"-3-1/2"	-	-	-
4"-12" (standard nut)	5/8"	311581	311582



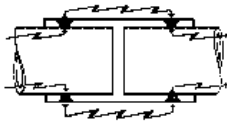
540 Series nut and washer

Deep socket wrenches

Specially designed for use with Mueller Full-Seal Repair Clamps. Long ratchet handle has thumb-tip reverse. Deep sockets (3-1/4") have double hex (12 pt.) and 1/2" square drive.



Part number	Description
515204	15-3/4" with reversible ratchet handle
515207	1-1/16" socket for 2" and larger clamps



Bonding device

Bonding device for cathodic protection

Metallic conductors are set in the gasket to provide contact between the band and the pipe surface and are available on all 500 series clamps. These conductors permit electrical current flow by establishing positive contact with pipe and band on each side of the pipe crack or break.

To specify optional bonding device for cathodic protection, add a prefix of "2" to catalog number. Example: 2-540-12-899.



Bonding device

Add-on feature allows long lengthwise repairs

The gasket is cemented into the band in a 1" offset position. This allows overlapping the gasket with the band of another offset clamp when repairing a longer than usual area of pipe. This feature is not available on Servi-Seal style clamps.

To specify optional add-on feature for longer than usual repairs, add a prefix of "1" to catalog number. Example: 1-540-12-899.

Note: For O.D. not shown contact our Customer Service Center or your Mueller Sales Representative.

IMPORTANT: MUELLER PIPE REPAIR CLAMPS have demonstrated their capability to seal against water pressures commonly encountered in distribution systems. Smaller diameter clamps of a given design can seal against higher pressures than larger ones. In addition, the pressure that a clamp can contain depends upon the torque applied to the bolts, the uniformity of bolt tightening (when there is more than one bolt), as well as the type and extent of pipe damage, surface condition of the pipe, environmental conditions, and installation workmanship.

Rev. 9-09 Shaded area indicates changes

Mueller 540 Series Single Section Full-Seal® All Stainless Steel Pipe Repair Clamps — for 2" through 12" cast iron, ductile iron, steel, A-C and PVC pipe.
Standard Lengths: 7-1/2", 10", 12-1/2", 15", 20", 30"

Nominal Pipe Size	Clamp size - number	Clamp O.D. range*				Cast Iron	Ductile Iron	Cast Iron O.D. PVC	Steel***	A-C Rough Barrel
		Inches		Millimeters						
		Min.	Max	Min.	Max					
2"	235	2.35	2.63	59.7	66.8	50-250, A, B, C, D	All	-	2"	-
2-1/2"	270	2.70	3.00	68.6	76.2	50-250, A, B, C, D	All	-	2-1/2"	-
3"	297	2.97	3.25	75.5	82.5	-	-	-	3" O.D.	-
3"	345	3.45	3.72	87.9	94.4	-	-	-	3"	-
3"	373	3.73	4.00	94.8	101.6	50-250, A, B, C, D	All	-	-	-
3-1/2"	395	3.95	4.25	100.3	107.9	-	-	-	3-1/2" (4" O.D.)	-
4"	445	4.45	4.87	113.1	123.6	50-250, A	All	Class 150, 200	STD	-
4"	474	4.74	5.14	120.4	130.5	50-250, A, B, C, D	All	Class 150, 200	-	Class 100**, 150
4"	495	4.95	5.35	125.8	135.8	-	-	-	-	Class 100**, 150
4"	522	5.22	5.62	132.6	142.7	-	-	-	5" O.D.	Class 150, 200
6"	595	5.95	6.35	151.1	161.3	-	-	-	6" O.D.	-
6"	656	6.56	6.96	166.6	176.8	50-250, A	All	Class 150, 200	STD	-
6"	684	6.84	7.24	173.8	183.8	50-250, A, B, C, D	All	Class 150, 200	-	-
6"	705	7.05	7.45	179.1	189.2	-	-	-	-	Class 100**, 150
6"	740	7.40	7.80	188.0	198.1	-	-	-	-	Class 200
8"	795	7.95	8.35	201.9	212.1	-	-	-	-	-
8"	854	8.54	8.94	216.9	227.1	-	-	-	STD	-
8"	899	8.99	9.39	228.4	238.5	50-250, A, B, C, D	All	Class 150, 200	-	-
8"	927	9.27	9.67	235.5	245.6	-	-	-	-	Class 100**, 150
10"	970	9.70	10.10	246.4	256.5	-	-	-	10" O.D.	Class 200
10"	1070	10.70	11.10	271.8	281.9	-	-	-	STD	-
10"	1104	11.04	11.44	280.5	290.6	50-250, A, B, C, D	All	Class 150, 200	-	-
10"	1140	11.40	11.80	289.6	299.7	-	-	-	-	Class 100**
10"	1175	11.75	12.15	298.5	308.6	-	-	-	-	Class 150, 200
12"	1200	12.00	12.40	304.8	315.0	-	-	-	-	-
12"	1262	12.62	13.02	320.5	330.7	-	-	-	STD	-
12"	1310	13.10	13.50	332.7	342.9	50-250, A, B, C, D	All	Class 150, 200	-	-
12"	1340	13.40	13.80	340.4	350.5	-	-	-	-	Class 100**
12"	1400	14.00	14.40	355.7	365.7	-	-	-	-	Class 150, 200

*Verify pipe O.D. before selecting clamp size.

**CAUTION—O.D. of class 100 A-C pipe varies greatly. Measure pipe O.D. to assure proper clamp selection.

***Also fits PVC Plastic Pipe - ASTM D2241 SDR 17 and lower and ASTM D1785 schedule 80 and above.

Note: For O.D. not shown contact our Customer Service Center or your Mueller Sales Representative.

⚠ WARNING: Use on A-C pipe, which contains a known carcinogen, requires appropriate protective equipment and procedures be employed.

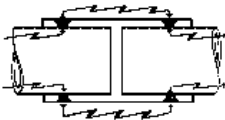
Typical Single Section
Servi-Seal Clamp



Style number 541-549



541-549 Series
nut and washer



Bonding device



Bonding device

Mueller 541 - 549 Series Single Section Servi-Seal All Stainless Steel Pipe Repair Clamps - with integral 3/4" through 2" IP/CC Threaded service outlet-for 2" through 12" cast iron, ductile iron, steel pipe, A-C and PVC pipe.

To specify the catalog number, provide the following information :

1. Style number—541-549 (see chart below)
2. Length—Standard length available (inches): 7-1/2 (list as "7"), 10, 12-1/2, 15, 20, 30
3. Size number—from chart on page 15.18
4. Catalog number prefix or suffix for optional features, if desired.

The catalog number for a Single Section Servi-Seal Repair Clamp with 3/4" IP outlet, 12" clamp length for 8" cast iron pipe is 541-12-899.

Clamp style number	Clamp length	Clamp size number
541	12	899

Clamp style number

Style number	Size/type of outlet tapping thread	Sizes available*
541	3/4" IP	2.35-14.40
542	3/4" CC	2.35-14.40
543	1" IP	2.35-14.40
544	1" CC	2.35-14.40
545	1-1/4" IP	4.45-14.00
546	1-1/2" CC	4.45-14.00
547	1-1/2" IP	4.45-14.00
548	2" CC	4.45-14.00
549	2" IP	4.45-14.00

*Clamps available to fit specific size pipe within this nominal range.

Extra Nuts and Washers for Mueller Single Section Full Seal All Stainless Repair Clamps

Clamp size	Bolt size	Bolt part number	Nut part number
4"-12" (standard nut)	5/8"	311581	311582

*Clamps available to fit specific size pipe within this nominal size range.

Deep socket wrenches

Specially designed for use with Mueller Full-Seal Repair Clamps. Long ratchet handle has thumb-tip reverse. Deep sockets (3-1/4") have double hex (12 pt.) and 1/2" square drive.



Part number	Description
515204	15-3/4" with reversible ratchet handle
515207	1-1/16" socket for 4" and larger clamps

Bonding device for cathodic protection

Metallic conductors are set in the gasket to provide contact between the band and the pipe surface and are available on all 500 series clamps. These conductors permit electrical current flow by establishing positive contact with pipe and band on each side of the pipe crack or break.

To specify optional bonding device for cathodic protection, add a prefix of "2" to catalog number.

Example: 2-541-12-899.

Note: For O.D. not shown contact our Customer Service Center or your Mueller Sales Representative.

IMPORTANT: MUELLER PIPE REPAIR CLAMPS have demonstrated their capability to seal against water pressures commonly encountered in distribution systems. Smaller diameter clamps of a given design can seal against higher pressures than larger ones. In addition, the pressure that a clamp can contain depends upon the torque applied to the bolts, the uniformity of bolt tightening (when there is more than one bolt), as well as the type and extent of pipe damage, surface condition of the pipe, environmental conditions, and installation workmanship.

Rev. 9-09 Shaded area indicates changes

**Mueller 541-549 Series Single Section Servi-Seal All Stainless Steel Pipe Repair Clamps —
for 2" through 12" cast iron, ductile iron, steel, A-C and PVC pipe.
Standard Lengths: 7-1/2", 10", 12-1/2", 15", 20", 30"**

Nominal Pipe Size	Clamp size - number	Clamp O.D. range*				Cast Iron	Ductile Iron	Cast Iron O.D. PVC	Steel***	A-C Rough Barrel
		Inches		Millimeters						
		Min.	Max	Min.	Max					
2"	235	2.35	2.63	59.7	66.8	50-250, A, B, C, D	All	-	2"	-
2-1/2"	270	2.70	3.00	68.6	76.2	50-250, A, B, C, D	All	-	2-1/2"	-
3"	297	2.97	3.25	75.5	82.5	-	-	-	3" O.D.	-
3"	345	3.45	3.72	87.9	94.4	-	-	-	3"	-
3"	373	3.73	4.00	94.8	101.6	50-250, A, B, C, D	All	-	-	-
3-1/2"	395	3.95	4.25	100.3	107.9	-	-	-	3-1/2" (4" O.D.)	-
4"	445	4.45	4.87	113.1	123.6	50-250, A	All	Class 150, 200	STD	-
4"	474	4.74	5.14	120.4	130.5	50-250, A, B, C, D	All	Class 150, 200	-	Class 100**, 150
4"	495	4.95	5.35	125.8	135.8	-	-	-	-	Class 100**, 150
4"	522	5.22	5.62	132.6	142.7	-	-	-	5" O.D.	Class 150, 200
6"	595	5.95	6.35	151.1	161.3	-	-	-	6" O.D.	-
6"	656	6.56	6.96	166.6	176.8	50-250, A	All	Class 150, 200	STD	-
6"	684	6.84	7.24	173.8	183.8	50-250, A, B, C, D	All	Class 150, 200	-	-
6"	705	7.05	7.45	179.1	189.2	-	-	-	-	Class 100**, 150
6"	740	7.40	7.80	188.0	198.1	-	-	-	-	Class 200
8"	795	7.95	8.35	201.9	212.1	-	-	-	-	-
8"	854	8.54	8.94	216.9	227.1	-	-	-	STD	-
8"	899	8.99	9.39	228.4	238.5	50-250, A, B, C, D	All	Class 150, 200	-	-
8"	927	9.27	9.67	235.5	245.6	-	-	-	-	Class 100**, 150
10"	970	9.70	10.10	246.4	256.5	-	-	-	10" O.D.	Class 200
10"	1070	10.70	11.10	271.8	281.9	-	-	-	STD	-
10"	1104	11.04	11.44	280.5	290.6	50-250, A, B, C, D	All	Class 150, 200	-	-
10"	1140	11.40	11.80	289.6	299.7	-	-	-	-	Class 100**
10"	1175	11.75	12.15	298.5	308.6	-	-	-	-	Class 150, 200
12"	1200	12.00	12.40	304.8	315.0	-	-	-	-	-
12"	1262	12.62	13.02	320.5	330.7	-	-	-	STD	-
12"	1310	13.10	13.50	332.7	342.9	50-250, A, B, C, D	All	Class 150, 200	-	-
12"	1340	13.40	13.80	340.4	350.5	-	-	-	-	Class 100**
12"	1400	14.00	14.40	355.7	365.7	-	-	-	-	Class 150, 200

*Verify pipe O.D. before selecting clamp size.

**CAUTION—O.D. of class 100 A-C pipe varies greatly. Measure pipe O.D. to assure proper clamp selection.

***Also fits PVC Plastic Pipe - ASTM D2241 SDR 17 and lower and ASTM D1785 schedule 80 and above.

Note: For O.D. not shown contact our Customer Service Center or your Mueller Sales Representative.

⚠ WARNING: Use on A-C pipe, which contains a known carcinogen, requires appropriate protective equipment and procedures be employed.

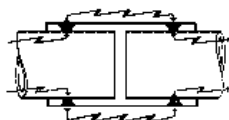
Typical Xtra-Range Full-Seal Clamp



Style number 550



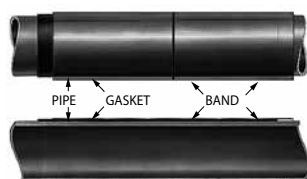
550 Series nut and washer



Bonding device



Bonding device



Add-on feature

Mueller 550 Series Xtra-Range Full-Seal All Stainless Steel Pipe Repair Clamps - for 3" through 12" cast iron, ductile iron steel pipe, A-C and PVC pipe.

To specify the catalog number, provide the following information :

1. Style number—**550**
2. Length—**Standard length available (inches): 7-1/2, 10, 12-1/2, 15, 20, 30**
3. Size number—**from chart on page 15.20**
4. Catalog number prefix for optional features, if desired.

The catalog number for a 550 Xtra-Range Full-Seal Repair Clamp, 12" long for 6" cast iron pipe is 550-12-684.

Clamp style number	Clamp length	Clamp size number
550	12	684

Extra Nuts and Washers for Mueller Xtra-Range Full Seal All Stainless Repair Clamps

Clamp size	Bolt size	Bolt part number	Nut part number
3"-12" (standard nut)	5/8"	311581	311582

Deep socket wrenches

Specially designed for use with Mueller Full-Seal Repair Clamps. Long ratchet handle has thumb-tip reverse. Deep sockets (3-1/4") have double hex (12 pt.) and 1/2" square drive.



Part number	Description
515204	15-3/4" with reversible ratchet handle
515207	1-1/16" socket for 2" and larger clamps

Bonding device for cathodic protection

Metallic conductors are set in the gasket to provide contact between the band and the pipe surface and are available on all 500 series clamps. These conductors permit electrical current flow by establishing positive contact with pipe and band on each side of the pipe crack or break.

To specify optional bonding device for cathodic protection, add a prefix of "2" to catalog number. Example: 2-550-12-684.

Add-on feature allows long lengthwise repairs

The gasket is cemented into the band in a 1" offset position. This allows overlapping the gasket with the band of another offset clamp when repairing a longer than usual area of pipe. This feature is not available on Servi-Seal style clamps.

To specify optional add-on feature for longer than usual repairs, add a prefix of "1" to catalog number. Example: 1-550-12-684.

Note: For O.D. not shown contact our Customer Service Center or your Mueller Sales Representative.

IMPORTANT: MUELLER PIPE REPAIR CLAMPS have demonstrated their capability to seal against water pressures commonly encountered in distribution systems. Smaller diameter clamps of a given design can seal against higher pressures than larger ones. In addition, the pressure that a clamp can contain depends upon the torque applied to the bolts, the uniformity of bolt tightening (when there is more than one bolt), as well as the type and extent of pipe damage, surface condition of the pipe, environmental conditions, and installation workmanship.

Rev. 9-09 Shaded area indicates changes

Mueller 550 Series Xtra-Range Full-Seal All Stainless Steel Pipe Repair Clamps — for 3" through 12" cast iron, ductile iron, A-C and PVC pipe.


Standard Lengths: 7-1/2", 10", 12-1/2", 15", 20", 30"

Nominal Pipe Size	Clamp size - number	Clamp O.D. range*				Cast Iron	Ductile Iron	Cast Iron O.D. PVC	Steel***	A-C Rough Barrel
		Inches		Millimeters						
		Min.	Max	Min.	Max					
3"	349	3.49	4.29	88.6	109.0	-	-	-	-	
4"	444	4.44	5.24	112.8	133.1	-	-	-	-	
4"	474	4.74	5.57	120.4	141.5	50-250, A, B, C, D	All	Class 150, 200	Class 100**, 150, 200	
6"	662	6.62	7.42	168.1	188.5	-	-	STD	-	
6"	684	6.84	7.64	173.7	194.7	50-250, A, B, C, D	All	Class 150, 200	Class 100**, 150, 200	
8"	862	8.62	9.42	218.9	293.3	-	-	STD	-	
8"	899	8.99	9.79	228.3	248.7	50-250, A, B, C, D	All	Class 150, 200	Class 100**, 150, 200	
10"	1075	10.75	11.55	273.0	293.4	-	-	-	-	
10"	1110	11.10	11.90	281.9	302.3	50-250, A, B, C, D	All	Class 150, 200	Class 100**	
10"	1160	11.60	12.40	294.6	315.0	-	-	-	Class 150, 200	
12"	1275	12.75	13.55	323.8	344.2	-	-	-	-	
12"	1320	13.20	14.00	335.3	355.6	50-250, A, B, C, D	All	Class 150, 200	Class 100**	
12"	1365	13.65	14.45	346.7	367.0	-	-	-	Class 100**, 150, 200	
12"	1400	14.00	14.80	355.6	375.9	-	-	-	-	

*Verify pipe O.D. before selecting clamp size.

**CAUTION—O.D. of class 100 A-C pipe varies greatly. Measure pipe O.D. to assure proper clamp selection.

Note: For O.D. not shown contact our Customer Service Center or your Mueller Sales Representative.

 **WARNING:** Use on A-C pipe, which contains a known carcinogen, requires appropriate protective equipment and procedures be employed.

Typical Xtra-Range
Servi-Seal Clamp



Style number 551-559

Mueller 551 - 559 Xtra-Range Servi-Seal All Stainless Steel Pipe Repair Clamps - with 3/4" through 2" IP/CC Threaded service outlet - for 3" through 12" cast iron, ductile iron steel, A-C and PVC pipe

To specify the catalog number, provide the following information :

1. Style number—551-559 (see chart below)
2. Length—Standard length available (inches): 7-1/2, 10, 12-1/2, 15, 20, 30
3. Size number—from chart on page 15.22
4. Catalog number prefix for optional features, if desired.

The catalog number for a Xtra-Range Servi-Seal Repair Clamp, with a 3/4" IP outlet, 12" clamp length for 6" cast iron pipe is 551-12-684

Clamp style number	Clamp length	Clamp size number
551	12	684

Clamp style number

Style number	Size/type of outlet tapping thread	Sizes available*
551	3/4" IP	3.49-14.80
552	3/4" CC	3.49-14.80
553	1" IP	3.49-14.80
554	1" CC	3.49-14.80
555	1-1/4" IP	4.74-14.80
556	1-1/2" CC	4.74-14.80
557	1-1/2" IP	4.74-14.80
558	2"CC	4.74-14.80
559	2"IP	4.74-14.80

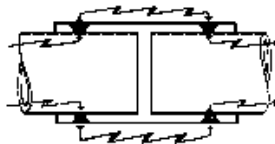
*Clamps available to fit specific size pipe within this nominal range.



550 Series nut & washer

Extra Nuts and Washers for Mueller Single Section Full Seal All Stainless Repair Clamps

Clamp size	Nut part number	Washer part number
3"-12" (standard nut)	311581	311582



Bonding device

Deep socket wrenches

Specially designed for use with Mueller Full-Seal Repair Clamps. Long ratchet handle has thumb-tip reverse. Deep sockets (3-1/4") have double hex (12 pt.) and 1/2" square drive.



Part number	Description
515204	15-3/4" with reversible ratchet handle
515207	1-1/16" socket for 4" and larger clamps



Bonding device

Bonding device for cathodic protection

Metallic conductors are set in the gasket to provide contact between the band and the pipe surface and are available on all 500 series clamps. These conductors permit electrical current flow by establishing positive contact with pipe and band on each side of the pipe crack or break.

To specify optional bonding device for cathodic protection, add a prefix of "2" to catalog number. Example: 2-551-12-684.

Note: For O.D. not shown contact our Customer Service Center or your Mueller Sales Representative.

IMPORTANT: MUELLER PIPE REPAIR CLAMPS have demonstrated their capability to seal against water pressures commonly encountered in distribution systems. Smaller diameter clamps of a given design can seal against higher pressures than larger ones. In addition, the pressure that a clamp can contain depends upon the torque applied to the bolts, the uniformity of bolt tightening (when there is more than one bolt), as well as the type and extent of pipe damage, surface condition of the pipe, environmental conditions, and installation workmanship.

Rev. 9-09 Shaded area indicates changes


**Mueller 551-559 Series Xtra-Range Servi-Seal All Stainless Steel Pipe Repair Clamps —
for 3" through 12" cast iron, ductile iron , A-C and PVC plastic pipe.
Standard Lengths: 7-1/2", 10", 12-1/2", 15", 20", 30"**

Nominal Pipe Size	Clamp size - number	Clamp O.D. range*				Cast Iron	Ductile Iron	Cast Iron O.D. PVC	Steel***	A-C Rough Barrel
		Inches		Millimeters						
		Min.	Max	Min.	Max					
3"	349	3.49	4.29	88.6	109.0	-	-	-	-	
4"	444	4.44	5.24	112.8	133.1	-	-	-	-	
4"	474	4.74	5.57	120.4	141.5	50-250, A, B, C, D	All	Class 150, 200	Class 100**, 150, 200	
6"	662	6.62	7.42	168.1	188.5	-	-	STD	-	
6"	684	6.84	7.64	173.7	194.7	50-250, A, B, C, D	All	Class 150, 200	Class 100**, 150, 200	
8"	862	8.62	9.42	218.9	293.3	-	-	STD	-	
8"	899	8.99	9.79	228.3	248.7	50-250, A, B, C, D	All	Class 150, 200	Class 100**, 150, 200	
10"	1075	10.75	11.55	273.0	293.4	-	-	-	-	
10"	1110	11.10	11.90	281.9	302.3	50-250, A, B, C, D	All	Class 150, 200	Class 100**	
10"	1160	11.60	12.40	294.6	315.0	-	-	-	Class 150, 200	
12"	1275	12.75	13.55	323.8	344.2	-	-	-	-	
12"	1320	13.20	14.00	335.3	355.6	50-250, A, B, C, D	All	Class 150, 200	Class 100**	
12"	1365	13.65	14.45	346.7	367.0	-	-	-	Class 100**, 150, 200	
12"	1400	14.00	14.80	355.6	375.9	-	-	-	-	

*Verify pipe O.D. before selecting clamp size.

**CAUTION—O.D. of class 100 A-C pipe varies greatly. Measure pipe O.D. to assure proper clamp selection.

Note: For O.D. not shown contact our Customer Service Center or your Mueller Sales Representative.

 **WARNING:** Use on A-C pipe, which contains a known carcinogen, requires appropriate protective equipment and procedures be employed.

**Typical Solvent Weld
PVC Joint Repair Clamp**

Mueller 773 Series™ Joint Repair Clamp — for use on PE-160 PVC pipe solvent weld joints.

The 773 series clamp has a stepped gasket that fits over the solvent weld joint in PE-160 PVC pipe to stop leaks in the joint.



Style number 773



Starter nut



Standard bolt & nut

773 Series nuts and bolts

Catalog number	Nominal clamp/pipe size	Clamp length	
		6"	12"
773-06-0238	2"	6"	12"
773-07-0289	2-1/2"	7-1/2"	12"
773-07-0350	3"	7-1/2"	12"
773-07-0450	4"	7-1/2"	12"
773-07-0663	6"	7-1/2"	12"
773-07-0863	8"	7-1/2"	12"

Extra bolts and nuts for 773 series Mueller Single Section Full Seal Repair Clamps

Clamp size	Bolt size	Bolt part number	Nut part number
2"-3-1/2"	1/2"x4-1/2"	521009	521010
4"-12" (standard nut)	5/8"x6"	521008	195236

NOTE: 4" and larger 773 Series Clamps are provided with one starter bolt/nut per side as standard.

Stainless steel bolts

For optional 304 stainless steel bolts, washers and nuts, add "S-" prefix to clamp catalog number.

Example: S-773-06-863.

Deep socket wrenches

Specially designed for use with Mueller Full-Seal Repair Clamps. Long ratchet handle has thumb-tip reverse. Deep sockets (3-1/4") have double hex (12 pt.) and 1/2" square drive.

Part number	Description
515204	15-3/4" with reversible ratchet handle
520344	7/8" socket for 2" and 3" clamps
515207	1-1/16" socket for 4" and larger clamps
519575	1/2"x3/4" adapter

Note: For O.D. not shown contact our Customer Service Center or your Mueller Sales Representative.

IMPORTANT: MUELLER PIPE REPAIR CLAMPS have demonstrated their capability to seal against water pressures commonly encountered in distribution systems. Smaller diameter clamps of a given design can seal against higher pressures than larger ones. In addition, the pressure that a clamp can contain depends upon the torque applied to the bolts, the uniformity of bolt tightening (when there is more than one bolt), as well as the type and extent of pipe damage, surface condition of the pipe, environmental conditions, and installation workmanship.

Rev. 5-08 Shaded area indicates changes

Tapered screw plugs



Tapered screw plugs are used to stop leaks in steel pipe lines, boilers, tanks and large diameter pipe lines. They are self threading. Install tapered screw plugs by screwing into hole and welding in place. Plugs are made of heat treated steel alloy.

Part number	Size
514258	3/8" Hex x 1-1/4"
514259	5/8" Hex x 2-1/8"
514260	13/16" Hex x 2-3/4"
514261	1" Hex x 3-3/16"

Gasket material for pipe repair clamps




Smooth nitrile gasket material

Minimum order 1yd ² (0.84m ²)						
Part number	Thickness		Size		Approximate weight	
	in.	mm	in. x in.	mm x mm	lbs.	kg
518841	3/32	2.4	36 x 36	914 x 914	3	1.4



Smooth reinforced nitrile gasket material

Minimum order 1yd ² (0.84m ²)						
Part number	Thickness		Size		Approximate weight	
	in.	mm	in. x in.	mm x mm	lbs.	kg
519149	9/64	3.6	36 x 36	914 x 914	10	4.5



Gridded nitrile gasket material

Part number	Dimensions		Minimum order
	in.	mm	in. x in.
307264	slab 24 x 60	610 x 1524	1 slab - approximately 13 lbs. (5.9 kg)

Note: For O.D. not shown contact our Customer Service Center or your Mueller Sales Representative.