


MUELLER® 300™ BALL CURB VALVES WITH COPPER FLARE, F.I.P. & M.I.P. CONNECTION



7.9

Shaded area indicates changes Rev. 4-14



B-25204N

MUELLER 300 Ball Curb Valve
Copper flare nut - **both ends**.
Quarter turn check. This valve may be ordered with checkless 360° turn option by adding -3 to end of catalog number (B-25204-3).

3/4" R	3/4"	1" R	1"	1-1/2"	2"
--------	------	------	----	--------	----



B-25154N

MUELLER 300 Ball Curb Valve
Copper flare nut - **both ends**
Quarter turn check and Minneapolis thread top. This valve may be ordered with checkless 360° turn option by adding -3 to end of catalog number (B-25154-3).

3/4"	1"	1-1/2"	2"
------	----	--------	----



B-25174N

MUELLER 300 Ball Curb Valve
Inlet: Copper flare nut
Outlet: F.I.P. thread
Quarter turn check. This valve may be ordered with checkless 360° turn option by adding -3 to end of catalog number (B-25174-3).


3/4" R	3/4"	3/4" x 1"	1" R	1"x13/4"	1"
1" x 3/4" R		1" x 3/4"		1-1/2"	2"



B-25124N

MUELLER 300 Ball Curb Valve
Inlet: Copper flare nut
Outlet: F.I.P. thread
Quarter turn check and Minneapolis thread top. This valve may be ordered with checkless 360° turn option by adding -3 to end of catalog number (B- 25174-3).

3/4"	1"	1-1/2"	2"
------	----	--------	----



B-20283N

MUELLER 300 Ball Curb Valve
F.I.P. thread - **both ends**
Quarter turn check. This valve may be ordered with 360° turn option by adding -3 to end of catalog number (B-20283-3)


3/4" R	3/4"	1" R	1"	1"x1-3/4"	1-1/2"	2"
--------	------	------	----	-----------	--------	----



B-20287N

MUELLER 300 Ball Curb Valve
F.I.P. thread - **both ends**.
Quarter turn check. Minneapolis top thread. This valve may be ordered with 360° turn option by adding -3 to end of catalog number (B-20287-3)


3/4"	1"	1-1/2"	2"
------	----	--------	----



B-20285N

MUELLER 300 Ball Curb Valve
Inlet: M.I.P. thread
Outlet: F.I.P. thread
Quarter turn check. This valve may be ordered with 360° turn option by adding -3 to end of catalog number (B- 20285-3)

3/4" R	3/4"	1"	1-1/2"	2"
--------	------	----	--------	----



B-20276N

MUELLER 300 Ball Curb Valve
Inlet: M.I.P. thread
Outlet: M.I.P. thread
Quarter turn check. This valve may be ordered with 360° turn option by adding -3 to end of catalog number (B-20276-3)

3/4"	1"	1-1/2"	2"
------	----	--------	----

NOTE: Sizes shown above represent nominal size of valve. When two sizes are given, the first is size of inlet and the second is size of outlet. "R" means Reduced port. Ball waterway is one nominal size smaller than inlet/outlet.

MUELLER Service Tees are manufactured and tested in accordance with ANSI/AWWA C800. Components in contact with potable water will also comply with latest requirements of the Federal Safe Drinking Water Act.