
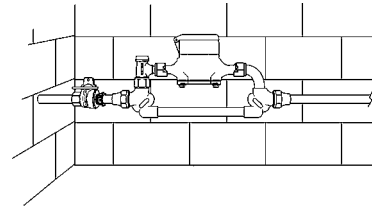


Rev. 7-15 Shaded area indicates changes

8A - COPPER YOKES



M.I.P. thread ends
(H-14180N shown)



Typical installation of a straight line inlet and outlet copper meter yoke

Copper meter yokes with straight line inlet and outlet, and M.I.P. thread ends

Catalog Number	H-14168N	H-14171N	H-14180N	H-14190N	B-24180N	B-2483N
Description	Plain yoke	With test valve	With lock wing ground key angle meter stop	With lock wing ground key angle meter stop and test valve	With lock wing MUELLER 300™ Angle Meter Ball Valve*	With lock wing MUELLER 300 Angle Ball Valve* and test valve



M-98™ ASSE approved top entry vertical check valve

Check valve options

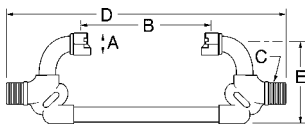
MUELLER Copper Meter Yokes can be ordered with one of the following: an ASSE approved top entry vertical check valve; an ASSE approved dual check valve; a dual check valve (ASSE non-approved). To order the ASSE approved top entry check feature, add a suffix of **-6A** to the yoke catalog number; add **-6D** for the same check with a test drain. For the dual check feature, add a suffix of **-2A** to the yoke catalog number for the ASSE approved model or **-2** suffix for the nonapproved model. Examples:

H-14180-6DN for the ASSE approved top entry vertical check with a test drain;

H-14180-2AN for the ASSE approved model angle dual check valve.



Angle dual check valve



Dimensions

Meter Sizes	5/8"	5/8" x 3/4"	3/4"	1"
Nominal size of I.P. thread in meter nut	3/4"	1"	1"	1-1/4"
A	1-1/16"	1-5/16"	1-5/16"	1-5/8"
B	7-7/8"	7-7/8"	9-3/8"	11-1/8"
C - nominal pipe size of inlet and outlet	3/4"	3/4"	3/4"	1"

* Add "R" to the end of the yoke catalog number to order a reduced port Angle Ball Valve; EXAMPLE: 5/8x3/4x7 B-24180R.

** With 6A or 6D option.

Copper Meter Yokes are normally supplied less end connections. See section six (6) for end connections that can be used with these yokes.

SPECIFY METER SIZE, RISER HEIGHT AND CATALOG NUMBER.

MUELLER Copper Meter Yokes are manufactured and tested in accordance with ANSI/AWWA C800. Components in contact with potable water will also comply with latest requirements of the Federal Safe Drinking Water Act.