


5.4



Rev. 9-09 Shaded area indicates changes


3/4" - 2" MUELLER® 300™ BALL CORPORATION VALVES



B-25008

MUELLER® 300™ Ball Corporation Valve
Inlet: AWWA taper (MUELLER “CC”) thread
Outlet: MUELLER® 110® Conductive Compression Connection for CTS O.D.* tubing


3/4"	3/4" x 1"	1"	1-1/2"	1-1/2" x 2"	2"
------	-----------	----	--------	-------------	----



B-25028

MUELLER® 300™ Ball Corporation Valve
Inlet: AWWA I.P. thread
Outlet: MUELLER® 110® Conductive Compression Connection for CTS O.D. tubing


3/4"	3/4" x 1"	1"	1-1/2"	1-1/2" x 2"	2"
------	-----------	----	--------	-------------	----



B-25009

MUELLER 300 Ball Corporation Valve
Inlet: AWWA taper (MUELLER “CC”) thread
Outlet: MUELLER® 110® Compression Connection for IPS PE* pipe


3/4"	3/4" x 1"	1"
------	-----------	----



B-25029

MUELLER 300 Ball Corporation Valve
Inlet: AWWA I.P. thread
Outlet: MUELLER 110® Compression Connection for IPS PE* pipe


3/4"	3/4" x 1"	1"
------	-----------	----



E-25009

MUELLER 300 Ball Corporation Valve
Inlet: AWWA taper (MUELLER “CC”) thread
Outlet: MUELLER Pack Joint for IPS PE* pipe
 **Note: 3/4" size only may also be used on PVC


3/4"***	1"	1-1/2"	2"
---------	----	--------	----



E-25029

MUELLER 300 Ball Corporation Valve
Inlet: AWWA I.P. thread
Outlet: MUELLER Pack Joint for IPS PE* pipe
 **Note: 3/4" size only may also be used on PVC


3/4"***	1"	1-1/2"	2"
---------	----	--------	----



V-25056

MUELLER 300 Ball Corporation Valve
Inlet: AWWA taper (MUELLER “CC”) thread
Outlet: MUELLER Pack Joint for IPS PVC* pipe


1"	1-1/2"	2"
----	--------	----



V-25058

MUELLER 300 Ball Corporation Valve
Inlet: AWWA I.P. thread
Outlet: MUELLER Pack Joint for IPS PVC* pipe


1"	1-1/2"	2"
----	--------	----



P-25008

MUELLER 300 Ball Corporation Valve
Inlet: AWWA taper (MUELLER “CC”) thread
Outlet: MUELLER Pack Joint Connection for CTS O.D. * tubing

3/4"	3/4"x1"	1"	1-1/2"	1-1/2"x2"	2"
------	---------	----	--------	-----------	----



P-25028

MUELLER 300 Ball Corporation Valve
Inlet: AWWA I.P. thread
Outlet: MUELLER Pack Joint Connection for CTS O.D.* tubing

3/4"	3/4" x 1"	1"	1-1/2"	1-1/2" x 2"‡	2"
------	-----------	----	--------	--------------	----

*See charts on pages 5.12-5.16 for tubing and pipe that may be used with these connections.

NOTE: Sizes shown above represent nominal size of inlet and outlet connections. When two sizes are given, the first is size of inlet and the second is size of outlet.

‡ Requires minimum ordering quantity. Contact MUELLER Customer Service Center for minimum order requirements and availability.

MUELLER Corporation Valves are manufactured and tested in accordance with ANSI/AWWA C800.