


3/4" - 2" MUELLER® 300™ BALL CORPORATION VALVES



B-25006

MUELLER® 300™ Ball Corporation Valve
Inlet: AWWA taper (MUELLER “CC”) thread
Outlet: MUELLER® INSTA-TITE® Connection for CTS PE* pipe


3/4"	1"
------	----



B-25024

MUELLER® 300™ Ball Corporation Valve
Inlet: AWWA I.P. thread
Outlet: MUELLER® INSTA-TITE® Connection for CTS PE* pipe

3/4"	1"
------	----



B-25005

MUELLER 300 Ball Corporation Valve
Inlet: AWWA taper (MUELLER “CC”) thread
Outlet: MUELLER® INSTA-TITE® Connection for IPS PE* pipe


3/4"	1"
------	----



B-25026

MUELLER 300 Ball Corporation Valve
Inlet: AWWA I.P. thread
Outlet: MUELLER® INSTA-TITE® Connection for IPS PE* pipe

3/4"	1"
------	----



B-25000

MUELLER 300 Ball Corporation Valve
Inlet: AWWA taper (MUELLER “CC”) thread
Outlet: Copper flare straight connection

3/4"	3/4" x 1"	1"	1-1/2"	2"
------	-----------	----	--------	----



B-25025

MUELLER 300 Ball Corporation Valve
Inlet: AWWA I.P. thread
Outlet: Copper flare straight connection

3/4"	3/4" x 1"	1"	1-1/2"	2"
------	-----------	----	--------	----



B-25020

MUELLER 300 Ball Corporation Valve
Inlet: AWWA taper (MUELLER “CC”) thread
Outlet: Copper flare x 90 Bend CS


3/4"	1"	1-1/2"	2"
------	----	--------	----



B-25010

MUELLER 300 Ball Corporation Valve
Inlet: AWWA taper (MUELLER “CC”) thread
Outlet: Copper flare x 45 Bend


1-1/2"	2"
--------	----



B-20045

MUELLER 300 Ball Corporation Valve
Inlet: AWWA taper (MUELLER “CC”) thread
Outlet: F.I.P. thread

3/4"	3/4"x1"	1"	1-1/2"	2"
------	---------	----	--------	----



B-20046

MUELLER 300 Ball Corporation Valve
Inlet: AWWA I.P. thread
Outlet: F.I.P. thread

3/4"	3/4"x1"	1"	1-1/2"	2"
------	---------	----	--------	----

*See charts on pages 5.12-5.16 for tubing and pipe that may be used with these connections.

NOTE: Sizes shown above represent nominal size of inlet and outlet connections. When two sizes are given, the first is size of inlet and the second is size of outlet.

For identification purposes MUELLER INSTA-TITE Connections for CTS O.D. PE tubing have red gripper rings, and the connections for IPS PE pipe have white gripper rings.

MUELLER® Corporation Valves are manufactured and tested in accordance with ANSI/AWWA C800.