


6.10



SERVICE FITTINGS WITH MUELLER 110® COMPRESSION CONNECTION

Rev. 9-09 Shaded area indicates changes



Eight bend coupling
MUELLER 110® Conductive
Compression Connection
Type K x female MUELLER
coupling thread

H-15487


3/4"	1"
------	----



Straight coupling
MUELLER 110 Conductive
Compression Connection for
CTS O.D.* tubing x Double
Extra Strong (XXS) lead
flange thread

H-15512


3/4"	1"
------	----



Quarter bend coupling
MUELLER 110® Conductive
Compression Connection for
CTS O.D.* tubing x female
copper flare thread

H-15067


3/4"	
------	--



Straight coupling
MUELLER 110 Compression
Connection for IPS PE* pipe
x female copper flare thread

H-15072

3/4"	1"
------	----



Quarter bend coupling
MUELLER 110 Conductive
Compression Connection for
CTS O.D. * tubing x swivel nut
with female copper thread

H-15076


3/4"	1"x3/4"	1"
------	---------	----



Straight coupling
MUELLER 110 Conductive
Compression Connection for
CTS O.D.* tubing x Extra
strong (XS) lead flange thread

H-15509

5/8"x3/4"***	3/4"	1"
--------------	------	----



Quarter bend coupling
MUELLER 110 Conductive
Compression Connection for
CTS O.D. * tubing x swivel nut
with female MUELLER
coupling thread

H-15492


3/4"	1"
------	----



Straight coupling
MUELLER 110 Conductive
Compression Connection for
CTS O.D.* tubing x female
IPS PE Connection

H-15077

1"	
----	--



Eighth bend coupling
MUELLER 110 Conductive
Compression Connection for
CTS O.D. * tubing x swivel
nut with female copper
thread

H-15075

3/4"	1"
------	----



Straight coupling
MUELLER 110 Conductive
Compression Connection for
CTS O.D.* tubing x female
copper flare thread

H-15071

1/2"	3/4"	3/4"x1"	1"	1"x3/4"	1-1/4"
1"x1-1/4"	1-1/2"	2"			

*See chart on page 6.11 for tubing and pipe that may be used with these connections.

** When two sizes are given, first is size of lead flange thread and second is size of MUELLER 110 Compression Connection.

NOTE: Sizes shown above represent nominal size of fitting. When two sizes are given, first is size of MUELLER 110 Compression Connection and second is size of threaded end.

MUELLER Service Fittings are manufactured and tested in accordance with ANSI/AWWA C800.