


6.12



SERVICE FITTINGS WITH MUELLER® PACK JOINT CONNECTION


Rev. 9-09 Shaded area indicates changes



Straight three part union
MUELLER Pack Joint
Connection for CTS O.D.*
tubing- **both ends**

P-15403


3/4"	1"	1"x3/4"	1-1/2"	1-1/2"x1"	2"
------	----	---------	--------	-----------	----



Quarter bend coupling
MUELLER Pack Joint
Connection for CTS
O.D.* tubing x F.I.P.
thread

P-15533

3/4"	1"	1-1/2"	2"
------	----	--------	----



Eighth bend union
MUELLER Pack Joint
Connection for CTS O.D.*
tubing - **both ends**

P-15528


3/4"	1"
------	----



Straight coupling
MUELLER Pack Joint
Connection for CTS
O.D.* tubing x M.I.P.
thread

P-15428


3/4"	1"	1"x3/4"	1-1/2"	1-1/2"x1"	2"
------	----	---------	--------	-----------	----



Quarter bend union
MUELLER Pack Joint
Connection for CTS O.D.*
tubing - **both ends**

P-15526


3/4"	1"	1-1/2"	2"
------	----	--------	----



Quarter bend coupling
MUELLER Pack Joint
Connection for CTS O.D.*
tubing x M.I.P. thread

P-15531


3/4"	1"	1-1/2"	2"
------	----	--------	----



Straight coupling
MUELLER Pack Joint
Connection for CTS O.D.*
tubing x F.I.P. thread

P-15451

3/4"	3/4"x1"	1"	1"x3/4"	1-1/2"	2"	2"x1-1/2"
------	---------	----	---------	--------	----	-----------



Eighth bend coupling
MUELLER Pack Joint
Connection for CTS O.D. *
tubing x F.I.P. thread

P-15534

3/4"	1"
------	----

*See chart on page 6.15 for tubing and pipe that may be used with these connections.

NOTE: Sizes shown above represent nominal size of fitting. When two sizes are given, first is size of MUELLER Pack Joint Connection and second is size of threaded end.

MUELLER Service Fittings are manufactured and tested in accordance with ANSI/AWWA C800.