

6.8



SERVICE FITTINGS WITH

MUELLER 110® COMPRESSION CONNECTION


Rev. 9-09 Shaded area indicates changes



H-15403

Straight three part union
MUELLER 110® Conductive
Compression Connection for
CTS O.D.* tubing-**both ends**


1/2"	1/2"x3/4"	5/8"x3/4"	3/4"	1"	1"x3/4"
1-1/4"	1-1/4"x1"	1-1/2"		1-1/2"x1"	2"



H-15451

Straight coupling
MUELLER 110 Conductive
Compression Connection for
CTS O.D.* tubing x F.I.P.
thread

1/2"	3/4"	3/4"x1"	1"	1"x3/4"	1"x1-1/4"
1-1/4"	1-1/4"x1"	1-1/2"	1-1/2"x1"	2"	2"x1-1/2"



H-15428

Straight coupling
MUELLER 110 Conductive
Compression Connection for
CTS O.D.* tubing x M.I.P.
thread


1/2"‡	3/4"	3/4"x1"	1"	1"x3/4"	1-1/4"
1-1/4"x1"	1-1/2"	1-1/2"x1"	1-1/2"x2"	2"	2"x1-1/2"



H-15429

Straight coupling
MUELLER 110 Compression
Connection for IPS PE* pipe
x M.I.P. thread


3/4"	1"	1"x3/4"
------	----	---------



H-15404

Straight three part union
MUELLER 110® Compression
Connection for IPS PE*
pipe-**both ends**


3/4"	1"	1"x3/4"
------	----	---------



H-15409

Straight three part union
MUELLER 110 Conductive
Compression Connection
for CTS O.D.* tubing x 110
Compression Connection for
IPS PE* pipe

3/4"	3/4"x1"	1"	1"x3/4"
------	---------	----	---------




E-15409

Straight coupling MUELLER 110
Conductive Compression Con-
nection for CTS O.D. tubing x
Pack Joint Connection for IPS PE
pipe

**Note: 3/4" size only may also be used on PVC

3/4"***	3/4"x1"	1"	1"x3/4"
---------	---------	----	---------



H-15454

Straight coupling
MUELLER 110 Compression
Connection for IPS PE* pipe
x F.I.P. thread

3/4"	1"	1"x3/4"
------	----	---------



H-15413

Straight coupling MUELLER 110
Conductive Compression Con-
nection for CTS O.D. tubing x
Female copper flare thread

1"

*See chart on page 6.11 for tubing and pipe that may be used with these connections.

‡Requires minimum ordering quantity. Contact MUELLER Customer Service Center for minimum ordering requirements and availability.

NOTE: Sizes shown above represent nominal size of fitting. When two sizes are given, first is size of MUELLER 110 Compression Connection and second is size of threaded end.

MUELLER Service Fittings are manufactured and tested in accordance with ANSI/AWWA C800.