


7.12



MUELLER® MARK II ORISEAL® CURB VALVES WITH MUELLER INSTA-TITE® CONNECTIONS


Rev. 9-09



H-15215

MUELLER MARK II ORISEAL Curb Valve
 MUELLER INSTA-TITE Connection for CTS PE* tubing - **both ends**
 Quarter turn check


| | |
|--------|------|
| 3/4" ‡ | 1" ‡ |
|--------|------|



H-15213

MUELLER MARK II ORISEAL Curb Valve
 MUELLER INSTA-TITE Connection for IPS PE* pipe - **both ends**
 Quarter turn check


| | |
|------|----|
| 3/4" | 1" |
|------|----|



H-15192

MUELLER MARK II ORISEAL Curb Valve
Inlet: MUELLER INSTA-TITE Connection for CTS PE* tubing
Outlet: F.I.P. thread
 Quarter turn check


| | |
|------|----|
| 3/4" | 1" |
|------|----|



H-15156

MUELLER MARK II ORISEAL Curb Valve
 MUELLER INSTA-TITE Connection for IPS PE* pipe - **both ends**
 Quarter turn check and Minneapolis top thread

| | |
|------|----|
| 3/4" | 1" |
|------|----|



H-15191

MUELLER MARK II ORISEAL Curb Valve
Inlet: MUELLER INSTA-TITE Connection for IPS PE* pipe
Outlet: F.I.P. thread
 Quarter turn check


| | |
|------|----|
| 3/4" | 1" |
|------|----|



H-15128

MUELLER MARK II ORISEAL Curb Valve
Inlet: MUELLER INSTA-TITE Connection for IPS PE* pipe
Outlet: F.I.P. thread
 Quarter turn check and Minneapolis top thread

| | |
|--------|--|
| 3/4" ‡ | |
|--------|--|



H-15158

MUELLER MARK II ORISEAL Curb Valve
 MUELLER INSTA-TITE Connection for IPS PE* pipe with drain - **both ends**
 Quarter turn check and Minneapolis top thread

| | |
|------|----|
| 3/4" | 1" |
|------|----|

NOTE: Sizes shown above represent nominal size of valve.

* See page 7.22 for tubing and pipe that can be used with this connection.

‡ Requires minimum ordering quantity. Contact MUELLER Customer Service Center for minimum ordering requirements and availability.

MUELLER Curb Valves are manufactured and tested in accordance with ANSI/AWWA C800.