

MUELLER® 300™ BALL CURB VALVES WITH MUELLER 110® CONNECTION



B-25209

MUELLER 300 Ball Curb Valve
MUELLER 110 Conductive
Compression Connection for CTS O.D.*
tubing - **both ends**. Quarter turn check - this
valve may be ordered with 360° turn option by
adding -3 to end of catalog number (B-25209-3)


3/4" R	3/4"	1" R	1"	1-1/2"	1-1/2"x2"
2"					



B-25122

MUELLER 300 Ball Curb Valve
Inlet: MUELLER 110 Conductive
Compression Connection for CTS
O.D.* tubing
Outlet: M.I.P. thread. Quarter turn
check - this valve may be ordered with 360°
turn option by adding -3 to end of catalog
number (B-25122-3)

3/4"R	3/4"	3/4"x1"	1"R	1"	1-1/2"	2"
-------	------	---------	-----	----	--------	----



B-25155

MUELLER 300 Ball Curb Valve
MUELLER 110 Conductive Com-
pression Connection for CTS O.D.*
tubing - **both ends**. Quarter turn check
and Minneapolis top thread - this valve may be
ordered with 360° turn option by adding -3 to
end of catalog number (B-25155-3)


3/4"	1"	1-1/2"	2"
------	----	--------	----



B-25171

MUELLER 300 Curb Valve
Inlet: MUELLER 110 Compression
Connection for IPS PE* pipe
Outlet: F.I.P. thread
Quarter turn check - this valve may be ordered with
360° turn option by adding -3 to end of catalog
number (B-25171-3)

3/4"	1"
------	----



B-25172

MUELLER 300 Ball Curb Valve
Inlet: MUELLER 110 Conductive
Compression Connection for CTS
O.D.* tubing
Outlet: F.I.P. thread. Quarter turn check
this valve may be ordered with 360° turn option
by adding -3 to end of catalog number (B-
25172-3)

3/4"R	3/4"	3/4"x1"	1"R	1"	1-1/2"	2"
-------	------	---------	-----	----	--------	----



B-25152

MUELLER 300 Ball Curb Valve
Inlet: MUELLER 110 Conductive
Compression Connection for CTS
O.D.* tubing
Outlet: MUELLER 110 Compression
Connection for IPS PE* pipe
Minneapolis top thread - this valve may be or-
dered with 360° turn option by adding -3 to end
of catalog number (B-25152-3)

3/4"	1"
------	----



B-25210

MUELLER 300 Ball Curb Valve
Inlet: MUELLER 110 Conductive
Compression Connection for CTS O.D.*
tubing
Outlet: MUELLER 110 Compression
Connection for IPS PE* pipe
Quarter turn check - this valve may be ordered
with 360° turn option by adding -3 to end of
catalog number (B-25210-3)

3/4"	1"
------	----



B-25163

MUELLER 300 Ball Curb Valve
Inlet: MUELLER 110 Conductive
Compression Connection for CTS
O.D.* tubing
Outlet: F.I.P. thread
Minneapolis top thread - this valve may be
ordered with 360° turn option by adding -3
to end of catalog number (B-25163-3)


3/4"	1"	1-1/2"	2"
------	----	--------	----



B-25211

MUELLER 300 Ball Curb Valve
MUELLER 110 Conductive Com-
pression Connection for IPS PE* pipe -
both ends.
Minneapolis top thread - this valve may be or-
dered with 360° turn option by adding -3 to end
of catalog number (B-25211-3)

3/4"	1"
------	----



B-25219

MUELLER 300 Ball Curb Valve
MUELLER 110 Conductive Com-
pression Connection for CTS O.D.* tubing
with drain - **both ends**.
Minneapolis top thread - this valve may be or-
dered with 360° turn option by adding -3 to end
of catalog number (B-25219-3)

3/4"

*See page 7.18 for tubing and pipe that can be used with this connection.

NOTE: Sizes shown above represent nominal size of valve.

"R" means Reduced port. Ball waterway is one nominal size smaller than inlet/outlet.

MUELLER Curb Valves are manufactured and tested in accordance with ANSI/AWWA C800.