


# 8A.8

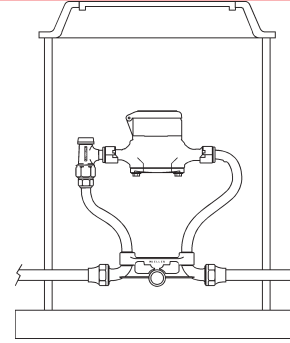


# COPPER METER YOKES WITH HORIZONTAL INLET AND OUTLET

Rev. 9-09



MUELLER® integral copper flare connection ends (B-2532-6A)



Typical installation of a horizontal inlet and outlet copper meter yoke

## Copper meter yokes with horizontal inlet and outlet, and Copper Flare ends

Catalog number	H-1530	H-1531	H-1532	H-1533	B-2532	B-2533
Description	Plain yoke	With test valve	With lock wing ground key angle meter stop	With lock wing ground key angle meter stop and test valve	With lock wing MUELLER 300™ Angle Meter Ball Valve*	With lock wing MUELLER 300 Angle Ball Valve* and test valve



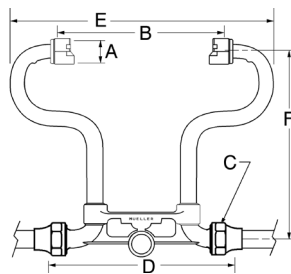
M-98™ ASSE approved top entry vertical check valve

### Check valve options

MUELLER Copper Meter Yokes can be ordered with one of the following: an ASSE approved top entry vertical check valve; an ASSE approved dual check valve; a dual check valve (ASSE non-approved). To order the ASSE approved top entry check feature, add a suffix of **-6A** to the yoke catalog number; add **-6D** for the same check with a test drain. For the dual check feature, add a suffix of **-2A** to the yoke catalog number for the ASSE approved model or **-2** suffix for the nonapproved model. Examples: **H-1530-6D** for the ASSE approved top entry vertical check with a test drain; **H-1530-2A** for the ASSE approved model angle dual check valve.



Angle dual check valve



### Dimensions

Meter size	5/8"*	5/8" x 3/4" *	3/4" *	1" *
Nominal size of I.P. thread in meter nut	3/4"	1"	1"	1-1/4"
Dimension A	1-1/16"	1-5/16"	1-5/16"	1-5/8"
Dimension B	7-7/8"	7-7/8"	9-5/16"	11-1/16"
Dimension C - nominal pipe size of inlet and outlet	3/4"	3/4"	3/4"	1"
Dimension D	7-15/16"	7-15/16"	9-3/8"	11-1/8"
Dimension E	12-5/8"	12-5/8"	14-1/4"	17-1/4"
Dimension F - minimum riser height	7" (9"**)	7" (9" **)	8" (10" **)	10" (12" **)
Other riser heights available	9", 12", 15", 18", 21", 24", 27", 30", 33", and 36"	9", 12", 15", 18", 21", 24", 27", 30", 33", and 36"	12", 15", 18", 21", 24", 27", 30", 33", and 36"	12", 15", 18", 21", 24", 27", 30", 33", and 36"

\* Add "R" to the end of the yoke catalog number to order a reduced port Angle Ball Valve; EXAMPLE: 5/8x3/4x7 B-2404R.

\*\* Minimum with 6A or 6D option.

Note: the 5/8", 5/8" x 3/4", and 3/4" sizes are furnished with a tie bar on heights greater than 15". The 1" size is furnished with a tie bar on heights greater than 18".

## SPECIFY METER SIZE, RISER HEIGHT AND CATALOG NUMBER.

8A - COPPER YOKES