

CAST IRON METER BOXES FOR 5/8"x3/4" METERS

Mueller Co.

8C.1

Shaded area indicates change Rev. 9-09

With locking lid, angle inlet and 3/4" FIP horizontal coupling outlet

Inlet Coupling	Inlet Size	Box Height	Catalog Number
MUELLER 110® (CTS)	3/4"	7"	H-1452-A
MUELLER 110 (CTS)	3/4"	9"	H-1452-A
INSTA-TITE® (CTS)	3/4"	7"	H-1452-B
INSTA-TITE (CTS)	3/4"	9"	H-1452-B
MUELLER 110 (IPS)	3/4"	7"	H-1452-C
MUELLER 110 (IPS)	3/4"	9"	H-1452-C
INSTA-TITE (IPS)	3/4"	7"	H-1452-D
INSTA-TITE (IPS)	3/4"	9"	H-1452-D
COPPER FLARE	3/4"	7"	H-1452-E
COPPER FLARE	3/4"	9"	H-1452-E
MUELLER 110 (CTS)	1"	7"	H-1452-J
MUELLER 110 (CTS)	1"	9"	H-1452-J
COPPER FLARE *	3/4"	7"	H-1452-2
COPPER FLARE *	3/4"	9"	H-1452-2
MUELLER 110 (CTS) *	3/4"	7"	H-1452-3
MUELLER 110 (CTS) *	3/4"	9"	H-1452-3
PACK JOINT (CTS)	3/4"	7"	P-1452-A
PACK JOINT (CTS)	3/4"	9"	P-1452-A
PACK JOINT (CTS)	1"	7"	P-1452-J
PACK JOINT (CTS)	1"	9"	P-1452-J
PACK JOINT (CTS) *	3/4"	7"	P-1452-3
PACK JOINT (CTS) *	3/4"	9"	P-1452-3



(H-1452-3 shown)

* Inlet connections are integral to the meter box.
Note: Meter boxes will not be sold without the inlet coupling.
Touch read hole available. Contact Mueller Customer Service Center for more information.

With non-locking lid, angle inlet and 3/4" FIP horizontal coupling outlet

Inlet Coupling	Inlet Size	Box Height	Catalog Number
MUELLER 110® (CTS)	3/4"	7"	H-1453-A
MUELLER 110 (CTS)	3/4"	9"	H-1453-A
INSTA-TITE® (CTS)	3/4"	7"	H-1453-B
INSTA-TITE (CTS)	3/4"	9"	H-1453-B
MUELLER 110 (IPS)	3/4"	7"	H-1453-C
MUELLER 110 (IPS)	3/4"	9"	H-1453-C
INSTA-TITE (IPS)	3/4"	7"	H-1453-D
INSTA-TITE (IPS)	3/4"	9"	H-1453-D
COPPER FLARE	3/4"	7"	H-1453-E
COPPER FLARE	3/4"	9"	H-1453-E
COPPER FLARE *	3/4"	7"	H-1453-2
COPPER FLARE *	3/4"	9"	H-1453-2
MUELLER 110 (CTS) *	3/4"	7"	H-1453-3
MUELLER 110 (CTS) *	3/4"	9"	H-1453-3
PACK JOINT (CTS)	3/4"	7"	P-1453-A
PACK JOINT (CTS)	3/4"	9"	P-1453-A
PACK JOINT (CTS) *	3/4"	7"	P-1453-3
PACK JOINT (CTS) *	3/4"	9"	P-1453-3



(P-1453-3 shown)

* Inlet connections are integral to the meter box.
Note: Meter boxes will not be sold without the inlet coupling.
Touch read hole available. Contact Mueller Customer Service Center for more information.

See pages 8C.5, 8C.6 and 8C.7 for tubing or pipe that can be used with MUELLER 110®, Pack Joint and INSTA-TITE® connections.

MUELLER Valves and Couplings are manufactured and tested in accordance with ANSI/AWWA C800.

With locking lid, horizontal inlet and 3/4" FIP coupling outlet

Inlet Coupling	Inlet Size	Box Height	Catalog Number
MUELLER 110® (IPS)	3/4"	7"	H-1452-F
MUELLER 110 (IPS)	3/4"	9"	H-1452-F
INSTA-TITE® (CTS)	3/4"	7"	H-1452-G
INSTA-TITE (CTS)	3/4"	9"	H-1452-G
INSTA-TITE (IPS)	3/4"	7"	H-1452-H
INSTA-TITE (IPS)	3/4"	9"	H-1452-H
MUELLER 110 (CTS)	1"	7"	H-1452-K
MUELLER 110 (CTS)	1"	9"	H-1452-K
COPPER FLARE *	3/4"	7"	H-1452-4
COPPER FLARE *	3/4"	9"	H-1452-4
MUELLER 110 (CTS) *	3/4"	7"	H-1452-5
MUELLER 110 (CTS) *	3/4"	9"	H-1452-5
PACK JOINT (CTS)	1"	7"	P-1452-K
PACK JOINT (CTS)	1"	9"	P-1452-K
PACK JOINT (CTS) *	3/4"	7"	P-1452-5
PACK JOINT (CTS) *	3/4"	9"	P-1452-5



(H-1452-5 shown)


* Inlet connections are integral to the meter box.

Note: Meter boxes will not be sold without the inlet coupling.

Touch read hole available. Contact Mueller Customer Service Center for more information.

With non-locking lid, horizontal inlet and 3/4" FIP coupling outlet

Inlet Coupling	Inlet Size	Box Height	Catalog Number
MUELLER® 110® (IPS)	3/4"	7"	H-1453-F
MUELLER 110 (IPS)	3/4"	9"	H-1453-F
INSTA-TITE® (CTS)	3/4"	7"	H-1453-G
INSTA-TITE (CTS)	3/4"	9"	H-1453-G
INSTA-TITE (IPS)	3/4"	7"	H-1453-H
INSTA-TITE (IPS)	3/4"	9"	H-1453-H
MUELLER 110 (CTS)	1"	7"	H-1453-K
MUELLER 110 (CTS)	1"	9"	H-1453-K
COPPER FLARE *	3/4"	7"	H-1453-4
COPPER FLARE *	3/4"	9"	H-1453-4
MUELLER 110 (CTS) *	3/4"	7"	H-1453-5
MUELLER 110 (CTS) *	3/4"	9"	H-1453-5
PACK JOINT (CTS)	1"	7"	P-1453-K
PACK JOINT (CTS)	1"	9"	P-1453-K
PACK JOINT (CTS) *	3/4"	7"	P-1453-5
PACK JOINT (CTS) *	3/4"	9"	P-1453-5



(P-1453-5 shown)

* Inlet connections are integral to the meter box.

Note: Meter boxes will not be sold without the inlet coupling.

Touch read hole available. Contact Mueller Customer Service Center for more information.

See pages 8C.5, 8C.6 and 8C.7 for tubing or pipe that can be used with MUELLER 110®, Pack Joint and INSTA-TITE® connections.

MUELLER Valves and Couplings are manufactured and tested in accordance with ANSI/AWWA C800.

CAST IRON METER BOXES FOR 5/8"x3/4" METERS

Mueller Co.

8C.3

Rev. 9-09

With locking lid, angle inlet, ASSE dual check with 3/4" FIP horizontal coupling outlet

Inlet Coupling	Inlet Size	Box Height	Catalog Number
MUELLER 110® (CTS)	3/4"	7"	H-1454-A
MUELLER 110 (CTS)	3/4"	9"	H-1454-A
INSTA-TITE® (CTS)	3/4"	7"	H-1454-B
INSTA-TITE (CTS)	3/4"	9"	H-1454-B
MUELLER 110 (IPS)	3/4"	7"	H-1454-C
MUELLER 110 (IPS)	3/4"	9"	H-1454-C
INSTA-TITE (IPS)	3/4"	7"	H-1454-D
INSTA-TITE (IPS)	3/4"	9"	H-1454-D
COPPER FLARE	3/4"	7"	H-1454-E
COPPER FLARE	3/4"	9"	H-1454-E
MUELLER 110 (CTS)	1"	7"	H-1454-J
COPPER FLARE *	3/4"	7"	H-1454-2
COPPER FLARE *	3/4"	9"	H-1454-2
MUELLER 110 (CTS) *	3/4"	7"	H-1454-3
MUELLER 110 (CTS) *	3/4"	9"	H-1454-3
PACK JOINT (CTS)	3/4"	7"	P-1454-A
PACK JOINT (CTS)	3/4"	9"	P-1454-A
PACK JOINT (CTS)	1"	7"	P-1454-J
PACK JOINT (CTS) *	3/4"	7"	P-1454-3
PACK JOINT (CTS) *	3/4"	9"	P-1454-3



(P-1454-3 shown)

* Inlet connections are integral to the meter box.
Note: Meter boxes will not be sold without the inlet coupling.
Touch read hole available. Contact Mueller Customer Service Center for more information

With non-locking lid, angle inlet, ASSE dual check with 3/4" FIP horizontal coupling outlet

Inlet Coupling	Inlet Size	Box Height	Catalog Number
MUELLER 110® (CTS)	3/4"	7"	H-1455-A
MUELLER 110 (CTS)	3/4"	9"	H-1455-A
INSTA-TITE® (CTS)	3/4"	7"	H-1455-B
INSTA-TITE (CTS)	3/4"	9"	H-1455-B
MUELLER 110 (IPS)	3/4"	7"	H-1455-C
MUELLER 110 (IPS)	3/4"	9"	H-1455-C
INSTA-TITE (IPS)	3/4"	7"	H-1455-D
INSTA-TITE (IPS)	3/4"	9"	H-1455-D
COPPER FLARE	3/4"	7"	H-1455-E
COPPER FLARE	3/4"	9"	H-1455-E
MUELLER 110 (CTS)	1"	7"	H-1455-J
MUELLER 110 (CTS)	1"	9"	H-1455-J
COPPER FLARE *	3/4"	7"	H-1455-2
COPPER FLARE *	3/4"	9"	H-1455-2
MUELLER 110 (CTS) *	3/4"	7"	H-1455-3
MUELLER 110 (CTS) *	3/4"	9"	H-1455-3
PACK JOINT (CTS)	3/4"	7"	P-1455-A
PACK JOINT (CTS)	3/4"	9"	P-1455-A
PACK JOINT (CTS)	1"	7"	P-1455-J
PACK JOINT (CTS)	1"	7"	P-1455-J
PACK JOINT (CTS) *	3/4"	7"	P-1455-3
PACK JOINT (CTS) *	3/4"	9"	P-1455-3



(P-1455-3 shown)

* Inlet connections are integral to the meter box.
Note: Meter boxes will not be sold without the inlet coupling.
Touch read hole available. Contact Mueller Customer Service Center for more information.

See pages 8C.5, 8C.6 and 8C.7 for tubing or pipe that can be used with MUELLER 110®, Pack Joint and INSTA-TITE® connections.

MUELLER Valves and Couplings are manufactured and tested in accordance with ANSI/AWWA C800.

8C - C.I. BOXES

With locking lid, horizontal inlet, ASSE dual check with 3/4" FIP horizontal coupling outlet

Inlet Coupling	Inlet Size	Box Height	Catalog Number
MUELLER 110® (IPS)	3/4"	7"	H-1454-F
MUELLER 110 (IPS)	3/4"	9"	H-1454-F
INSTA-TITE® (CTS)	3/4"	7"	H-1454-G
INSTA-TITE (CTS)	3/4"	9"	H-1454-G
INSTA-TITE (IPS)	3/4"	7"	H-1454-H
INSTA-TITE (IPS)	3/4"	9"	H-1454-H
MUELLER 110 (CTS)	1"	7"	H-1454-K
MUELLER 110 (CTS)	1"	9"	H-1454-K
COPPER FLARE *	3/4"	7"	H-1454-4
COPPER FLARE *	3/4"	9"	H-1454-4
MUELLER 110 (CTS) *	3/4"	7"	H-1454-5
MUELLER 110 (CTS) *	3/4"	9"	H-1454-5
PACK JOINT (CTS)	1"	7"	P-1454-K
PACK JOINT (CTS)	1"	9"	P-1454-K
PACK JOINT (CTS) *	3/4"	7"	P-1454-5
PACK JOINT (CTS) *	3/4"	9"	P-1454-5



(H-1454-5 shown)

* Inlet connections are integral to the meter box.
 Note: Meter boxes will not be sold without the inlet coupling.
 Touch read hole available. Contact Mueller Customer Service Center for more information.

8C - C.I. BOXES

With non-locking lid, horizontal inlet, ASSE dual check with 3/4" FIP horizontal coupling outlet

Inlet Coupling	Inlet Size	Box Height	Catalog Number
MUELLER 110® (IPS)	3/4"	7"	H-1455-F
MUELLER 110 (IPS)	3/4"	9"	H-1455-F
INSTA-TITE® (CTS)	3/4"	7"	H-1455-G
INSTA-TITE (CTS)	3/4"	9"	H-1455-G
INSTA-TITE (IPS)	3/4"	7"	H-1455-H
INSTA-TITE (IPS)	3/4"	9"	H-1455-H
MUELLER 110 (CTS)	1"	7"	H-1455-K
MUELLER 110 (CTS)	1"	9"	H-1455-K
COPPER FLARE *	3/4"	7"	H-1455-4
COPPER FLARE *	3/4"	9"	H-1455-4
MUELLER 110 (CTS) *	3/4"	7"	H-1455-5
MUELLER 110 (CTS) *	3/4"	9"	H-1455-5
PACK JOINT (CTS)	1"	7"	P-1455-K
PACK JOINT (CTS)	1"	9"	P-1455-K
PACK JOINT (CTS) *	3/4"	7"	P-1455-5
PACK JOINT (CTS) *	3/4"	9"	P-1455-5



(H-1455-5 shown)

* Inlet connections are integral to the meter box.
 Note: Meter boxes will not be sold without the inlet coupling.
 Touch read hole available. Contact Mueller Customer Service Center for more information.

See pages 8C.7-8C.9 for tubing or pipe that can be used with MUELLER 110®, Pack Joint and INSTA-TITE® connections.

MUELLER Valves and Couplings are manufactured and tested in accordance with ANSI/AWWA C800.

CAST IRON "STRETCH" METER BOXES FOR 5/8"x3/4" METERS


Mueller Co.

8C.5

Rev. 9-09

With locking lid, horizontal inlet and 3/4" FIP coupling outlet

Catalog Number	Description	Inlet Size	Box Height
H-1461-F	Mueller 110® (CTS)	3/4"	7"
H-1461-K	Mueller 110® (CTS)	1"	7"
H-1461-4	Copper Flare*	3/4"	7"
H-1461-5	Mueller 110® (CTS)*	3/4"	7"
H-1461-6	FIP	3/4"	7"
P-1461-K	Pack joint (CTS)	1"	7"
P-1461-5	Pack joint (CTS)*	3/4"	7"



(H-1461-K shown)


* Inlet connections are integral to the meter box.

Note: Meter boxes will not be sold without the inlet coupling. Stretch boxes are supplied as standard with an ASSE double check valve.

Touch read hole available. Contact Mueller Customer Service Center for more information.

With non-locking lid, horizontal inlet and 3/4" FIP coupling outlet

Catalog Number	Description	Inlet Size	Box Height
H-1462-F	Mueller 110® (IPS)	3/4"	7"
H-1462-K	Mueller 110® (CTS)	1"	7"
H-1462-4	Copper Flare*	3/4"	7"
H-1462-5	Mueller 110® (CTS)*	3/4"	7"
H-1462-6	FIP	3/4"	7"
P-1462-K	Pack joint (CTS)	1"	7"
P-1462-5	Pack joint (CTS)*	3/4"	7"



(H-1462-K shown)

* Inlet connections are integral to the meter box.

Note: Meter boxes will not be sold without the inlet coupling. Stretch boxes are supplied as standard with an ASSE double check valve.

Touch read hole available. Contact Mueller Customer Service Center for more information.


8C - C.I. BOXES

See pages 8C.7-8C.9 for tubing or pipe that can be used with MUELLER 110®, Pack Joint and INSTA-TITE® connections.

MUELLER Valves and Couplings are manufactured and tested in accordance with ANSI/AWWA C800.

With locking lid, angle inlet and 3/4" FIP coupling outlet

Description	Inlet Size	Box Height	Catalog Number
Mueller 110® (CTS)	3/4"	7"	H-1461-A
Mueller 110® (IPS)	3/4"	7"	H-1461-C
Copper Flare	3/4"	7"	H-1461-E
Mueller 110® (CTS)	1"	7"	H-1461-J
Mueller 110® (IPS)	1"	7"	H-1461-M
Copper Flare*	3/4"	7"	H-1461-2
Mueller 110® (CTS)*	3/4"	7"	H-1461-3
Pack joint (CTS)	3/4"	7"	P-1461-A
Pack joint (CTS)	1"	7"	P-1461-J
Pack joint (CTS)*	3/4"	7"	P-1461-3



(H-1461-3 shown)


* Inlet connections are integral to the meter box.

Note: Meter boxes will not be sold without the inlet coupling. Stretch boxes are supplied as standard with an ASSE double check valve.

Touch read hole available. Contact USPVH Customer Service Center for more information.

With non-locking lid, angle inlet and 3/4" FIP horizontal coupling outlet

Description	Inlet Size	Box Height	Catalog Number
Mueller 110® (CTS)	3/4"	7"	H-1462-A
Mueller 110® (IPS)	3/4"	7"	H-1462-C
Copper Flare	3/4"	7"	H-1462-E
Mueller 110® (CTS)	1"	7"	H-1462-J
Mueller 110® (IPS)	1"	7"	H-1462-M
Copper Flare*	3/4"	7"	H-1462-2
Mueller 110® (CTS)*	3/4"	7"	H-1462-3
Pack joint (CTS)	3/4"	7"	P-1462-A
Pack joint (CTS)	1"	7"	P-1462-J
Pack joint (CTS)*	3/4"	7"	P-1462-3



(P-1462-3 shown)

* Inlet connections are integral to the meter box.

Note: Meter boxes will not be sold without the inlet coupling. Stretch boxes are supplied as standard with an ASSE double check valve.

Touch read hole available. Contact USPVH Customer Service Center for more information

CAST IRON METER BOX - RETROFIT CHECK VALVES, EQUIPMENT AND TOOLS

Mueller Co.

8C.7

Rev. 4-01



Dual check for MUELLER
Cast iron Meter Box
Inlet: Flange bolts to box base
Outlet: F.I.P.
Retrofits to existing MUELLER
Boxes

H-14290


Catalog size	3/4
Meter size	5/8x3/4
Thread size	3/4

Copper flare connection optional equipment

Brass Hammer

Solid brass head with
10" wooden handle.
Weight 2-3/4 lb.

CATALOG NUMBER: **H-18025**



507791

Combination key and wrench

- one end of tool is used as a key to un-lock cast iron meter box lids and can also be used to lift the lid. The other end is used as a wrench to open and close the meter box inlet valve. Not furnished with meter boxes.

Copper flare nut



CATALOG NUMBER: **H-15430**

1/2"	3/4"	1"	1-1/4"	1-1/2"	2"
------	------	----	--------	--------	----

Solid copper disc



Used with regular copper flare nut to shut off line.

CATALOG NUMBER: **H-15535**

1/2"	3/4"	1"	1-1/4"	1-1/2"	2"
------	------	----	--------	--------	----

Brass cap



Fits on copper flare spud to cap off line.

CATALOG NUMBER: **H-15540**

3/4"	1"
------	----

Flaring tool



Used to make 45° flare on type "K" copper tubing.

CATALOG NUMBER: **H-18000**

1/2"	5/8"	3/4"	1"	1-1/4"	1-1/2"	2"
------	------	------	----	--------	--------	----

Drilled flaring tool



Used to make 45° flare on type "K" copper tubing without shutting off water-drilled to exhaust water at right angle to tubing.

CATALOG NUMBER: **H-18005**

3/4"	1"
------	----

Reamer



Used to ream the inside of type "K" copper tubing to remove burrs prior to flaring.

CATALOG NUMBER: **H-18010**

Note: When using any striking tool, safety eye protection must be worn. Inspect hammer and tools for any damage after each use and repair or replace if mushrooming or chipping is evident.

MUELLER Valves and Couplings are manufactured and tested in accordance with ANSI/AWWA C800.


8C - C.I. BOXES

Rev. 8-04 Shaded area indicates change

Tubeing, pipe and liners used with MUELLER 110 Compression

Nominal Size of Connection	Material	Tubeing or Pipe O.D. range - Inches	Tubeing of Pipe Wall Thickness range - Inches	Tubeing or Pipe I.D. Range - Inches	Liner Part Number
3/4" CTS	Type "K" copper	0.872 - 0.878	0.061 - 0.069	-	-
	Polyethylene PE	0.871 - 0.879	0.097 - 0.107	0.657 - 0.685	504281
1" CTS	Type "K" copper	1.127 - 1.129	0.061 - 0.069	-	-
	Polyethylene PE	1.120 - 1.130	0.125 - 0.137	0.846 - 0.880	504385
3/4" IPS	Polyethylene PE	1.045 - 1.110	0.113 - 0.134	0.809 - 0.834	505141
	3/4" Sch. 40 PVC	1.046 - 1.054	0.154 - 0.174	0.780 - 0.828	509759
	3/4" Sch. 80 PVC	1.329 - 1.399	0.150 - 0.170	0.698 - 0.746	509760

Type "K" copper tubeing per ASTM B88
 CTS polyethylene (PE) per ASTM D-2737 SDR-9
 IPS polyethylene (PE) per ASTM D-2239 PE SDR-7
 Polyvinylchloride (PVC) per ASTM D1785



MUELLER 110 Compression Connection replacement parts

Size	Gasket part number†	Connection nut
3/4" CTS	581949	507831
1" CTS	581951	507835
3/4" IPS	89599	508826


† Gasket and gripper band assembly



Adapter Nut for pre-1976 style Mueller 110 Compression Connection for CTS tubeing

Kit includes one standard Gasket (same used with current style 110 connections) and a special Nut that adapts to the older style connection threads on the fittings. It is installed in the same way as the current style connection (Gasket conductor spring should be toward fitting body).

Size	Connection kit
3/4" CTS	682552
1" CTS	682551



Pack Joint Connection Kits † (includes nut, gasket and washer)

Nominal Size of Connection	Tubeing or Pipe O.D. range - Inches	Tubeing of Pipe Wall Thickness range - Inches	Tubeing or Pipe I.D. Range - Inches	Part Number
3/4" CTS or CTS PE	0.871 - 0.879	0.097 - 0.107	0.657 - 0.685	681921
1" CTS or CTS PE	1.120 - 1.130	0.125 - 0.137	0.846 - 0.880	681922

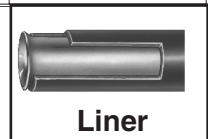
† 3/4" & 1" size kits (CTS only) will interchange with valves or fittings using Mueller 110 Compression Connections (CTS).



Pack Joint Kit

Tubeing, pipe & liners for MUELLER Pack Joint Connection (not required for Type "K" Copper Pipe)

Nominal Size of Connection	Tubeing or Pipe O.D. range - Inches	Tubeing of Pipe Wall Thickness range - Inches	Tubeing or Pipe I.D. Range - Inches	Length of Liner (in inches)	Part Number
3/4" CTS or CTS PE	0.871 - 0.879	0.097 - 0.107	0.657 - 0.685	1.625	528704
1" CTS or CTS PE	1.120 - 1.130	0.125 - .0137	0.846 - 0.880	2.125	528705



MUELLER INSTA-TITE® CONNECTION INFORMATION

Mueller Co.

8C.9

Rev. 4-01

Polyethylene PE Tubing and pipe used with MUELLER INSTA-TITE Connections

Nominal Size of Connection	Material	Tubing or Pipe O.D. range - Inches	Tubing or Pipe Wall Thickness range - Inches	Tubing or Pipe I.D. Range - Inches
3/4" CTS	Polyethylene PE	0.871 - 0.879	0.097 - 0.107	0.657 - 0.685
3/4" IPS	Polyethylene PE	1.045 - 1.110	0.118 - 0.138	0.809 - 0.834

CTS polyethylene (PE) per ASTM D-2737 PE2306,3306, SDR-9
IPS polyethylene (PE) per ASTM D-2239 PE SIDR-7

MUELLER INSTA-TITE Connection replacement parts

Size	Gripper ring part number†	O-Ring part number
3/4" CTS (red gripper)	506325	506324
3/4" IPS (white gripper)	505885	505883



Gripper ring



O-ring

† Gripper ring assembly.

Optional tools for use with corporation stops having MUELLER INSTA-TITE Connection outlets

To insure proper installation, the end of the pipe or tubing must be properly beveled before it is inserted into the MUELLER INSTA-TITE Connection. MUELLER CO. offers a special beveling tool for both CTS PE tubing and IPS PE pipe.



PART NUMBER: **H-18015** for 3/4" and 1" CTS tubing
PART NUMBER: **H-18017** for 3/4" and 1" IPS pipe

Pipe removal tool

Pipe or tubing may be removed from the MUELLER INSTA-TITE Connection using special removal tools. Use one tool for 3/4" size connection and two tools for 1" size.

PART NUMBER: **506336**



8C - C.I. BOXES

8C.10 **Mueller Co.**

Rev. 4-99

Mueller Co.

www.muellercompany.com
moreinfo@muellercompany.com

8C - C.I. BOXES