




MUELLER® 300™
 Ball Angle Service Valve
 MUELLER 110® Compression
 Connection for CTS O.D.*
 tubing x F.I.P.
 Quarter turn check - lock wing.
 360° turn option available by
 adding -3 suffix to catalog number.
 Example: B-24274-3

B-24274


Catalog size	3/4	1
Tubing size	3/4	1



MUELLER 300
 Ball Angle Service Valve
 Copper flare nut x F.I.P.
 Quarter turn check - lock wing.
 360° turn option available by
 adding -3 suffix to catalog
 number.
 Example: B-24275-3

B-24275

Catalog size	3/4	1
Tubing size	3/4	1




MUELLER 300
 Ball Angle Service Valve
 F.I.P x F.I.P.
 Quarter turn check - lock wing.
 360° turn option available by
 adding -3 suffix to catalog
 number.

B-24285

Example: B-24285-3

Catalog size	3/4	3/4R†	1R†	1
Tubing size	3/4	3/4	1	1



MUELLER 300
 Ball Angle Service Valve
 F.I.P x M.I.P.
 Quarter turn check - lock wing.
 360° turn option available by
 adding -3 suffix to catalog
 number.

B-24287

Example: B-24287-3

Catalog size	3/4	1
Tubing size	3/4	1

* See charts on pages 8D.17 and 8D.18 for tubing and pipe that can be used with this connection.

† The "R" indicates this valve has a reduced port. Port size is one nominal size smaller than the valve inlet/outlet.