



Rev. 9-09



**MUELLER® 300™ Ball Straight Service Valve - MUELLER 110®**  
Conductive Compression Connection for CTS O.D.\* tubing - **both ends**  
Quarter turn check - lock wing.  
360° turn option available by adding -3 suffix to catalog number (B-25146-3)

## B-25146

Catalog size	3/4R†	3/4	1R†	1	1-1/2	2
Valve size	5/8	3/4	3/4	1	1-1/2	2
Pipe size	3/4	3/4	1	1	1-1/2	2



**MUELLER 300 Ball Straight Service Valve - MUELLER®**  
Pack Joint Connection for CTS O.D.\* tubing - **both ends**  
Quarter turn check - lock wing.  
360° turn option available by adding -3 suffix to catalog number (P-25146-3)

## P-25146


Catalog size	3/4R†	3/4	1R†	1	1-1/2	2
Valve size	5/8	3/4	3/4	1	1-1/2	2
Pipe size	3/4	3/4	1	1	1-1/2	2



**MUELLER 300 Ball Straight Service Valve - MUELLER 110**  
Conductive Compression Connection for CTS O.D.\* tubing x F.I.P.  
Quarter turn check - lock wing.  
360° turn option available by adding -3 suffix to catalog number (B-25170-3)

## B-25170


Catalog size	3/4R†	3/4	3/4x1	1R†	1	1x3/4R†	1-1/2	2
Valve size	5/8	3/4	3/4	3/4	1	3/4	1-1/2	2
Pipe size	3/4	3/4	3/4	1	1	1	1-1/2	2



**MUELLER 300 Ball Straight Service Valve - MUELLER**  
Pack Joint Connection for CTS O.D.\* tubing x F.I.P.  
Quarter turn check - lock wing.  
360° turn option available by adding -3 suffix to catalog number (P-25170-3)

## P-25170


Catalog size	3/4R†	3/4	3/4x1	1R†	1	1x3/4R†	1-1/2	2
Valve size	5/8	3/4	3/4	3/4	1	3/4	1-1/2	2
Pipe size	3/4	3/4	1	1	1	1	1-1/2	2



**MUELLER 110 Compression Connection for IPS\* PE pipe x F.I.P.**  
Quarter turn check - lock wing.  
360° turn option available by adding -3 suffix to catalog number (B-25196-3)

## B-25196


Catalog size	3/4	1
Valve size	3/4	1
Pipe size	3/4	1



**MUELLER 300 Ball Straight Service Valve**  
Copper flare nut - both ends  
Quarter turn check - lock wing.  
360° turn option available by adding -3 suffix to catalog number (B-25143-3)

## B-25143


Catalog size	3/4R	3/4	1R†	1-1/2	2
Valve size	3/4	3/4	3/4	1-1/2	2
Pipe size	3/4	3/4	1	1-1/2	2



**MUELLER 300 Ball Straight Service Valve**  
Copper flare nut x F.I.P.  
Quarter turn check - lock wing.  
360° turn option available by adding -3 suffix to catalog number (B-25166-3)

## B-25166


Catalog size	3/4R†	3/4	1R†	1	1-1/2	2
Valve size	5/8	3/4	3/4	1	1-1/2	2
Pipe size	3/4	3/4	1	1	1-1/2	2



**MUELLER 300 Ball Straight Service Valve - F.I.P. x Copper flare nut**  
Quarter turn check - lock wing.  
360° turn option available by adding -3 suffix to catalog number--4-3/8" laying length for retrofit applications

## B-25168


Catalog size	3/4R†	1
Valve size	5/8	1
Pipe size	3/4	1



**MUELLER 300 Ball Straight Service Valve - F.I.P. x F.I.P.**  
Quarter turn check - lock wing.  
360° turn option available by adding -3 suffix to catalog number (B-20200-3)

## B-20200

Catalog size	3/4R†	3/4	1x3/4	1R†
Catalog size	1	1-1/2	2	



**MUELLER 300 Ball Straight Service Valve**  
F.I.P. x F.I.P.  
Quarter turn check - lock wing.  
360° turn option available by adding -3 suffix to catalog number--3-13/16" end-to-end dimension for retrofit applications

## B-20245

Catalog size	3/4R†
--------------	-------

\* See charts on pages 8D.17 and 8D.18 for tubing and pipe that can be used with this connection.

†The "R" indicates this valve has a reduced port. The port size is one nominal size smaller than the valve inlet/outlet.

8D-VALVES/CHECKS