


H-14348

MUELLER® MARK II
ORISEAL® Straight Meter Valve
MUELLER 110® Conductive
Compression Connection for CTS
O.D.* tubing x meter swivel nut**
Quarter turn check


Catalog size	3/4	1
Meter size	5/8x3/4, 3/4	1
Tubing size	3/4	1



P-14348

MUELLER MARK II
ORISEAL Straight Meter Valve
MUELLER Pack Joint Connec-
tion for CTS O.D.* tubing x meter
swivel nut**
Quarter turn check


Catalog size	3/4	1
Meter size	5/8x3/4, 3/4	1
Tubing size	3/4	1



H-14350

MUELLER MARK II ORISEAL
Straight Meter Valve
MUELLER 110 Conductive
Compression Connection for CTS
O.D.* tubing x meter swivel nut**
Quarter turn check - lock wing


Catalog size	3/4	1
Meter size	5/8x3/4, 3/4	1
Tubing size	3/4	1



P-14350

MUELLER MARK II ORISEAL
Straight Meter Valve
MUELLER Pack Joint Connection
for CTS O.D.* tubing x meter
swivel nut**
Quarter turn check - lock wing


Catalog size	3/4	1
Meter size	5/8x3/4, 3/4	1
Tubing size	3/4	1



H-14331

MUELLER MARK II ORISEAL
Straight Meter Valve
MUELLER 110 Compression
Connection for IPS PE* plastic
pipe x meter swivel nut**
Quarter turn check

Catalog size	3/4
Meter size	5/8x3/4, 3/4
Pipe size	3/4



H-14352

MUELLER MARK II ORISEAL
Straight Meter Valve
Copper flare nut x meter swivel
nut**
Quarter turn check - lock wing


Catalog size	3/4
Meter size	5/8x3/4, 3/4
Tubing size	3/4



H-14337

MUELLER MARK II ORISEAL
Straight Meter Valve
F.I.P. x meter flange
Quarter turn check - lock wing

Catalog size	2 ††
Meter size	1-1/2 or 2
Pipe size	2



H-14351

MUELLER MARK II ORISEAL
Straight Meter Valve
F.I.P. x meter swivel nut**
Quarter turn check - lock wing -
360° turn option available by
adding -3 suffix to catalog number.
Example: H-24351-3

Catalog size	3/4	1
Meter size	5/8x3/4, 3/4	1
Tubing size	3/4	1

* See charts on pages 8D.17 and 8D.18 for tubing that may be used with these connections.

** Meter swivel nuts are regularly furnished with a saddle feature to aid in meter installation and removal. A plain swivel nut is available as an option by adding a suffix of -1 to the catalog number.

†† These valves have meter flanges double drilled to fit either 1-1/2" or 2" meters.