

Lid Frame



Lid frames are used when boxes are installed in concrete or asphalt

Frame Part No.	Lid Size Opening	Box Dia. Frame Fits
700097	15"	15" & 18"
700098	18"	18" 21" 24" & 27"

NOTE: The frame adds 4" of height to the meter box.

Flat lid with side mounted standard waterworks pentagon nut lock



Lid Part Number	Lid Size
282924	15"
282925	18"


Flat lid--no lock



Lid Part Number	Lid Size
790007	15"
790018	18"

NOTE: These lids cannot be used with lid frames

Flat lid with side mounted key lock and reader lid




Lid Part Number	Lid Size
282922	15"
282923	18"

Flat lid with side mounted key lock



Lid Part Number	Lid Size
282926	15"
282927	18"

Flat lid with side mounted standard waterworks pentagon nut lock and reader lid



Lid Part Number	Lid Size
282876	15"
282877	18"


Flat lid with center mounted MUELLER pentagon nut lock



Lid Part Number	Lid Size
780068	15"
780069	18"


NOTE: These lids cannot be used with lid frames

Flat lid -- no lock with reader lid



Lid Part Number	Lid Size
282920	15"
282921	18"

Composite Meter Lid



Shown with Optional Lock

Lid Part Number	Lid Size
311954	15" - 5lbs.
311955	18" - 7lbs.

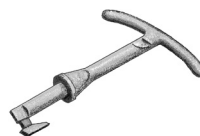
Made of tough, engineered composite material. Light in weight yet strong (H-20 traffic rating). Integral mounting terminals for R.F. metering. Specify options on order: side lock; reclaimed water marking.

Lid keys



H-10820

H-10820 Multiple wrench-fits both MUELLER pentagon and standard waterworks pentagon nuts. Not furnished with boxes-order separately.



790241

790241 Key handle - fits "key" lock lids and is used to unlock and lift lid. Not furnished with boxes - order separately.

Touch Read feature is available. Contact Customer Service Center for price and availability.