

8A.26 **Mueller Co.**

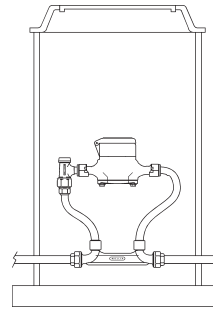
COPPER METER YOKES - RELOCATOR TYPE WITH HORIZONTAL INLET AND OUTLET

Rev. 8-04

8A - COPPER YOKES



M.I.P. meter thread ends (H-14118 shown)



Typical installation of a relocater type horizontal inlet and outlet copper meter yoke

Relocater type copper meter yokes with horizontal inlet and outlet and meter thread ends

Catalog number	H-14114	H-14115	H-14118	H-14119	B-24118	B-24119
Description	Plain yoke	With test valve	With lock wing ground key angle meter stop	With lock wing ground key angle meter stop and test valve	With lock wing MUELLER 300™ Angle Ball Valve*	With lock wing MUELLER 300 Angle Ball Valve* and test valve

NOTE: The 5/8", 5/8"x3/4", and 3/4" sizes furnished in heights greater than 15" have a tie bar. The 1" size furnished in heights greater than 18" has a tie bar.




M-98™ ASSE approved top entry vertical check valve

Check valve options

MUELLER Copper Meter Yokes can be ordered with one of the following: an ASSE approved top entry vertical check valve; an ASSE approved dual check valve; a dual check valve (ASSE non-approved). To order the ASSE approved top entry check feature, add a suffix of **-6A** to the yoke catalog number; add **-6D** for the same check with a test drain. For the dual check feature, add a suffix of **-2A** to the yoke catalog number for the ASSE approved model or **-2** suffix for the nonapproved model. Examples:

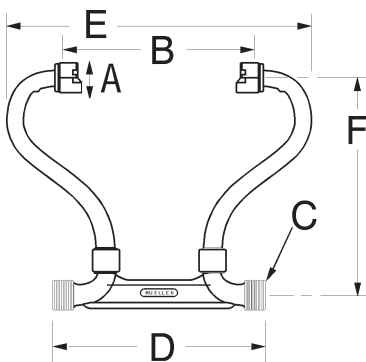
H-14118-6D for the ASSE approved top entry vertical check with a test drain;

H-14118-2A for the ASSE approved model angle dual check valve.



Angle dual check valve

Dimensions



Meter size	5/8"	5/8" x 3/4"*	3/4"*	1"*
Nominal size of I.P. thread in meter nut	3/4"	1"	1"	1-1/4"
Dimension A	1-1/16"	1-5/16"	1-5/16"	1-5/8"
Dimension B	7-7/8"	7-7/8"	9-3/8"	11-1/8"
Dimension C - nominal pipe size of inlet and outlet	3/4"	1"	1"	1-1/4"
Dimension D	7-1/2"	7-1/2"	9"	10-3/4"
Dimension E	12-5/8"	12-5/8"	14-1/4"	17-1/4"
Dimension F - minimum riser height	7" (9"**)	7" (9"**)	8" (10"**)	10" (12"**)
Other riser heights available	9", 12", 15", 18", 21", 24", 27", 30", 33", and 36"	9", 12", 15", 18", 21", 24", 27", 30", 33", and 36"	12", 15", 18", 21", 24", 27", 30", 33", and 36"	12", 15", 18", 21", 24", 27", 30", 33", and 36"

* Add "R" to the end of the yoke catalog number to order a reduced port Angle Ball Valve; EXAMPLE: 5/8x3/4x7 B- 24118R.

**With 6A or 6D option.

Copper Meter Yokes are normally supplied less end connections. See pages 8A.48 and 8A.49 for end connections that can be used with these yokes.

SPECIFY METER SIZE, RISER HEIGHT AND CATALOG NUMBER.