


COPPER METER YOKES WITH HORIZONTAL INLET **Mueller Co.** 8A.35 & OUTLET (FOR 1-1/2" & 2" FLANGED METERS) AND BY-PASS

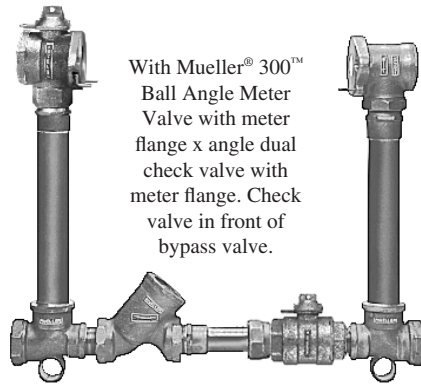
Rev. 8-04

8A - COPPER YOKES




With Mueller® 300™ Ball Angle Meter Valve with meter flange x Mueller® 300™ Ball Angle Meter Valve with meter flange.

FIP end inlets and outlets **B-2423**



With Mueller® 300™ Ball Angle Meter Valve with meter flange x angle dual check valve with meter flange. Check valve in front of bypass valve.

FIP end inlets and outlets **B-2423-2**



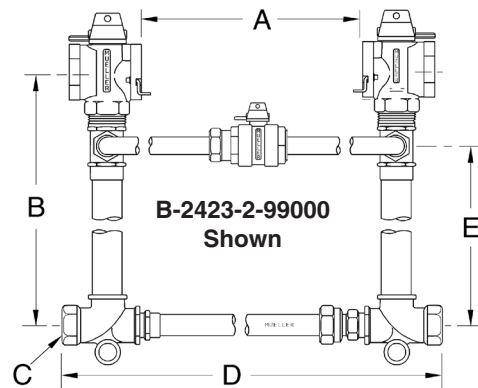
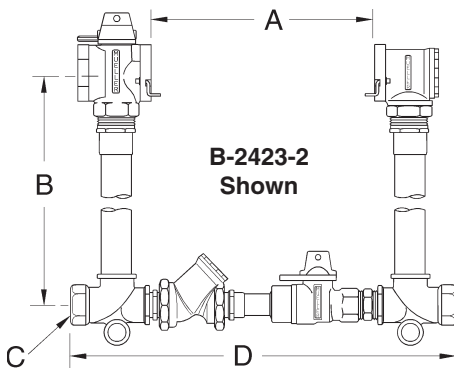
With Mueller® 300™ Ball Angle Meter Valve with meter flange x Mueller 300™ Ball Angle Meter Valve with meter flange.

FIP end inlets and outlets shown with check valve in optional location **B-2423-2-99000**

1-1/2" and 2" Copper meter setters (with by-pass)

Catalog number	B-2423	B-2423-2/B-2423-2-01*	B-2423-99000/B-2423-2-99000
Description	With lock MUELLER® 300™ Ball Angle Meter Valve with meter flange x lock wing ground key angle meter valve with meter flange. By-pass with lock wing Mueller® Ball Valve	With lock wing MUELLER® 300™ Ball Angle Meter Valve with meter flange x angle dual check valve with meter flange. By-pass with lock wing Mueller® Ball Valve and check valve (without bypass check valve: H-1423-2-01).	With lock wing MUELLER® 300™ Ball Angle Meter Valve with meter flange x lock wing ground key valve with meter flange. Elevated by-pass with Mueller® Ball Valve with locking device (with check valve: H-1423-2-99000).

*For ASSE Approved canister dual check - add 6A for regular or 6D for drain



Dimensions

Meter size	1-1/2" B-2423, B-2423-2 & B-2423-2-01	2" B-2423, B-2423-2 & B-2423-2-01	1-1/2" B-2423-99000 & B-2423-2-99000	2" B-2423-99000 & B-2423-2-99000
Dimension A*	13.25"	17.25"	13.25"	17.25"
Dimension B - riser height	12", 15", 18", 21", 24", 27"	12", 15", 18", 21", 24", 27"	18", 21", 24", 27"	18", 21", 24", 27"
Dimension C - nominal pipe size of inlet and outlet	1-1/2"	2"	1-1/2"	2"
Dimension D*	21.50"	26.63"	21.50"	26.63"
Dimension E	-	-	7.25"	7.25"

*Adjustable dimension. Copper tubing in the tie bar can be cut to accommodate shorter meters. Adjustment affects both A and D dimensions.

See section 6 for end connections that can be used with these yokes.

SPECIFY METER SIZE, RISER HEIGHT AND CATALOG NUMBER.