

8B.2 **Mueller Co.**


ANGLE AND STRAIGHT IRON METER YOKE BALL VALVES (SEE NOTE AT BOTTOM OF PAGE)

Rev. 4-01



B-24273

MUELLER® 300™ Ball Angle Meter Valve. MUELLER 110® Conductive Compression Connection for CTS O.D.* tubing x lock nut. Quarter turn check - lock wing. 360° turn option available by adding -3 suffix to catalog number. Example: B-24273-3



P-24273

MUELLER 300 Ball Angle Meter Valve. MUELLER® Pack Joint Connection for CTS O.D.* tubing x lock nut. Quarter turn check - lock wing. 360° turn option available by adding -3 suffix to catalog number. Example: P-24273-3


Catalog size	5/8x3/4R†	5/8x3/4	5/8x3/4x3/4R†	5/8x3/4x3/4	5/8x3/4x1	5/8x1	1R†	1
Meter size	5/8	5/8	5/8x3/4, 3/4	5/8x3/4, 3/4	5/8x3/4, 3/4	5/8	1	1
Port size	5/8	3/4	5/8	3/4	3/4	3/4	3/4	1
Tubing size	3/4	3/4	3/4	3/4	1	3/4	1	1

Catalog size	5/8x3/4R†	5/8x3/4	5/8x3/4x3/4R†	5/8x3/4x3/4	5/8x3/4x1	1R†	1
Meter size	5/8	5/8	5/8x3/4, 3/4	5/8x3/4, 3/4	5/8x3/4, 3/4	1	1
Port size	5/8	3/4	5/8	3/4	3/4	3/4	1
Tubing size	3/4	3/4	3/4	3/4	1	1	1



B-24264

MUELLER 300 Ball Angle Meter Valve. Copper flare nut x lock nut. Quarter turn check - lock wing. 360° turn option available by adding -3 suffix to catalog number. Example: B-24264-3



B-24278

MUELLER 300 Ball Angle Meter Valve. F.I.P. x lock nut. Quarter turn check - lock wing. 360° turn option available by adding -3 suffix to catalog number. Example: B-24278-3


Catalog size	5/8x3/4R†	5/8x3/4	5/8x3/4x3/4R†	5/8x3/4x3/4	5/8x3/4x1	5/8x1	1R†	1
Meter size	5/8	5/8	5/8x3/4, 3/4	5/8x3/4, 3/4	5/8x3/4, 3/4	5/8	1	1
Port size	5/8	3/4	5/8	3/4	3/4	3/4	3/4	1
Tubing size	3/4	3/4	3/4	3/4	1	3/4	1	1

Catalog size	5/8x3/4R†	5/8x3/4	5/8x3/4x3/4R†	5/8x3/4x3/4	1R†	1
Meter size	5/8	5/8	5/8x3/4, 3/4	5/8x3/4, 3/4	1	1
Port size	5/8	3/4	5/8	3/4	3/4	1
Pipe size	3/4	3/4	3/4	3/4	1	1



B-24359

MUELLER 300 Ball Straight Meter Valve. MUELLER 110 Conductive Compression Connection for CTS O.D.* tubing x lock nut. Quarter turn check - lock wing. 360° turn option available by adding -3 suffix to catalog number. Example: B-24359-3




P-24359

MUELLER 300 Ball Straight Meter Valve. MUELLER Pack Joint Connection for CTS O.D.* tubing x lock nut. Quarter turn check - lock wing. 360° turn option available by adding -3 suffix to catalog number. Example: P-24359-3

Catalog size	5/8x3/4R†	5/8x3/4	5/8x3/4x3/4R†	5/8x3/4x3/4	1R†	1	1x5/8x3/4R†
Meter size	5/8	5/8	5/8x3/4, 3/4	5/8x3/4, 3/4	1	1	5/8x3/4, 3/4
Port size	5/8	3/4	5/8	3/4	3/4	1	3/4
Tubing size	3/4	3/4	3/4	3/4	1	1	1

Catalog size	5/8x3/4R†	5/8x3/4	5/8x3/4x3/4R†	5/8x3/4x3/4	1R†	1	1x5/8x3/4R†
Meter size	5/8	5/8	5/8x3/4, 3/4	5/8x3/4, 3/4	1	1	5/8x3/4, 3/4
Port size	5/8	3/4	5/8	3/4	3/4	1	3/4
Tubing size	3/4	3/4	3/4	3/4	1	1	1



B-24358

MUELLER 300 Ball Straight Meter Valve. Copper flare nut x lock nut. Quarter turn check - lock wing. 360° turn option available by adding -3 suffix to catalog number. Example: B-24358-3



B-24360

MUELLER 300 Ball Straight Meter Valve. F.I.P. x lock nut. Quarter turn check - lock wing. 360° turn option available by adding -3 suffix to catalog number. Example: B-24360-3

Catalog size	5/8x3/4x3/4	1R†	1	1x3/4R
Meter size	5/8x3/4, 3/4	1	1	1x3/4
Port size	3/4	3/4	1	3/4
Pipe size	3/4	1	1	1

Catalog size	5/8x3/4R†	5/8x3/4x3/4R†	5/8x3/4x3/4	1R†	1	1x5/8x3/4R†
Meter size	5/8	5/8x3/4, 3/4	5/8x3/4, 3/4	1	1	5/8x3/4, 3/4
Port size	5/8	5/8	3/4	3/4	1	3/4
Pipe size	3/4	3/4	3/4	1	1	1

* See charts on page 8B.8 for tubing that may be used with these connections.

† "R" indicates Reduced port valve. Port size is one nominal size smaller than the valve inlet/outlet

Note: A complete assembly consists of a bar and expansion wheel from page 8B.1 and inlet and outlet fittings from this section (8B).

MUELLER Valves and Couplings are manufactured and tested in accordance with ANSI/AWWA C800.

8B - C.I. YOKES