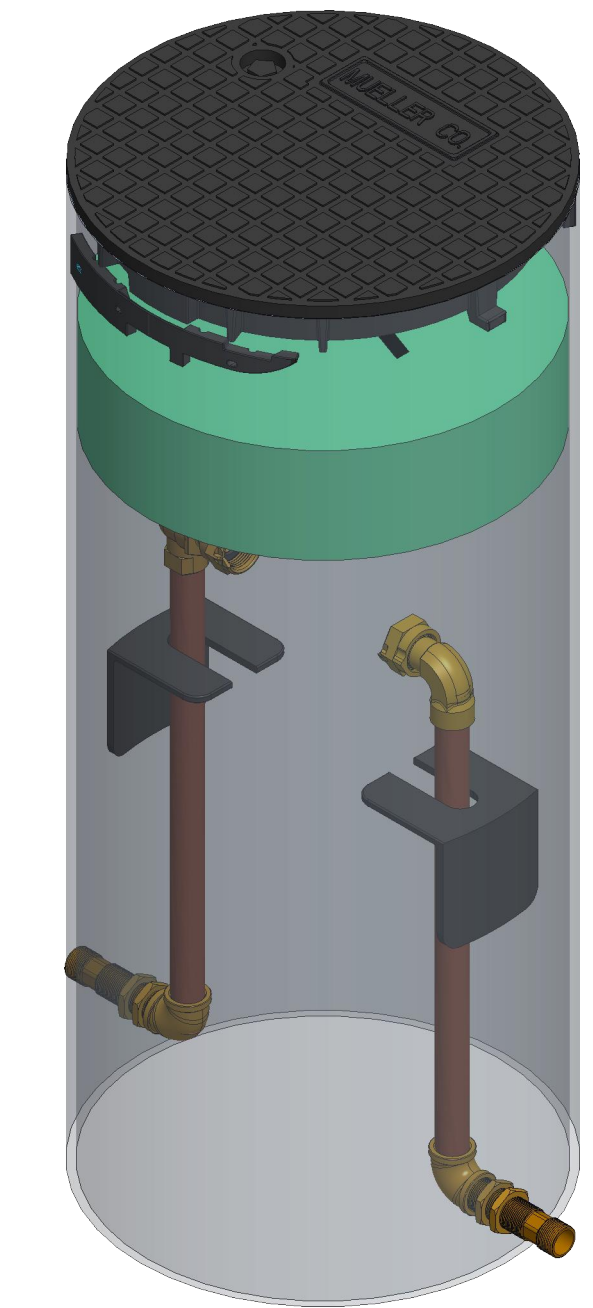
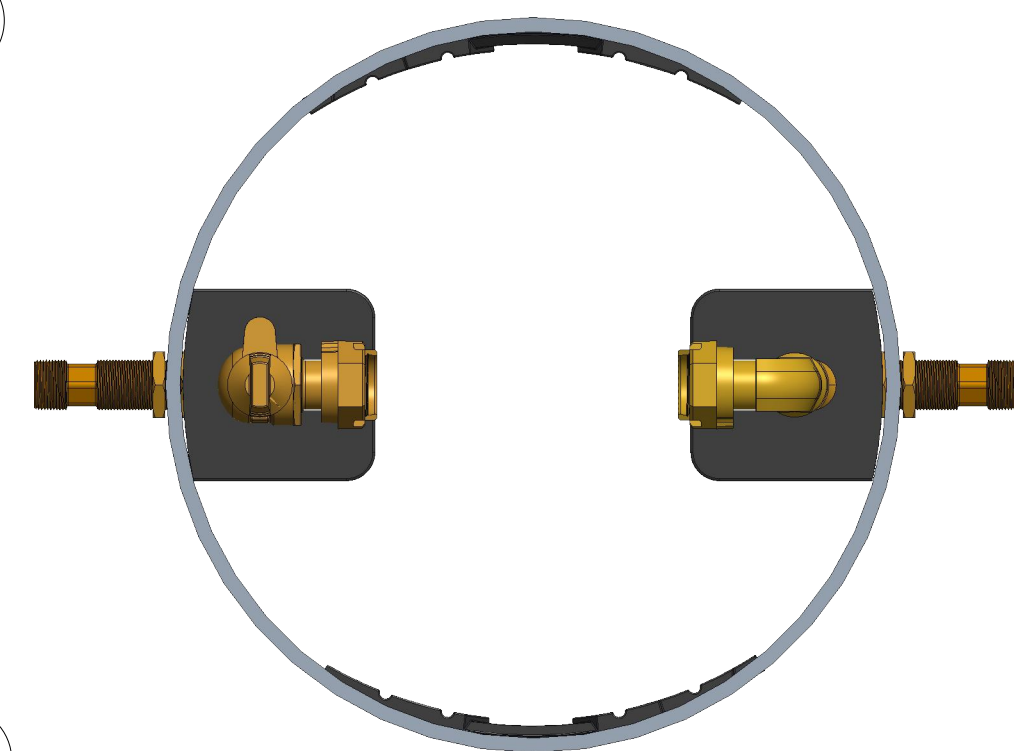
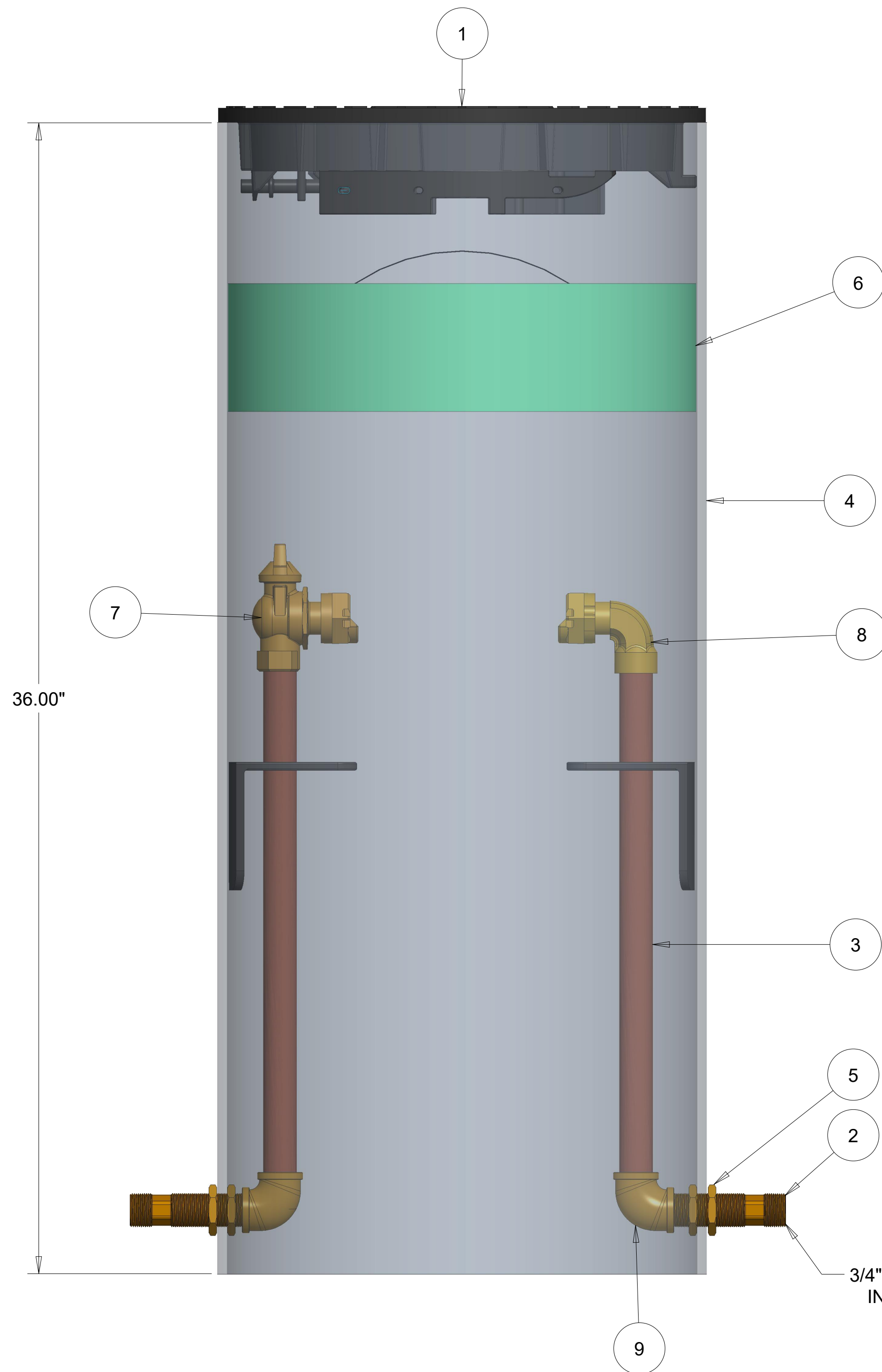


ITEM NO	PART NUMBER	QTY	DESCRIPTION
1	311954	1	15" COMPOSITE SIDE LOCKING LID (SOLD SEPARATELY)
2	700131	2	3/4" NIPPLE WITH WRENCH FLATS
3	700373	2	RISER
4	780077-1536	1	SHELL SUB ASSEMBLY
5	790006	4	3/4" HEX NUT
6	790022	1	15" INSULATION PAD (SOLD SEPARATELY)
7	215B24265N	1	5/8" X 3/4" FULL PORT BALL VALVE
8	215H14210	1	5/8" X 3/4" METER COUPLING (SWIVEL NUT)
9	790026E	2	3/4" FNPT THREADED ELBOW



OPT000401: >CENTERLINE OF METER 15-1/2" FROM TOP OF SHELL			
DR. BY	DWS	03/15/19	UNLESS OTHERWISE NOTED
CHKR			BREAK CAST CORNER(S)---
ENGR			BREAK MACH CORNER(S)---
MGR			TOLERANCES
MFG			UNLESS OTHERWISE NOTED
TOOL			LINEAR
FDRY			ANGULAR
			± ±
MATERIAL:		THIRD ANGLE PROJECTION	
		C.B. NO.	
		PATT. NO.	
		REF. NO.	
		SCALE	
		STK. NO.	
Mueller Co.		DESCR 5/8" X 3/4" RIGID SINGLE METER PIT 15" DIA X 36" DEPTH LOW LEAD BRASS	
		NUMBER 203RS1536FABN000401N	