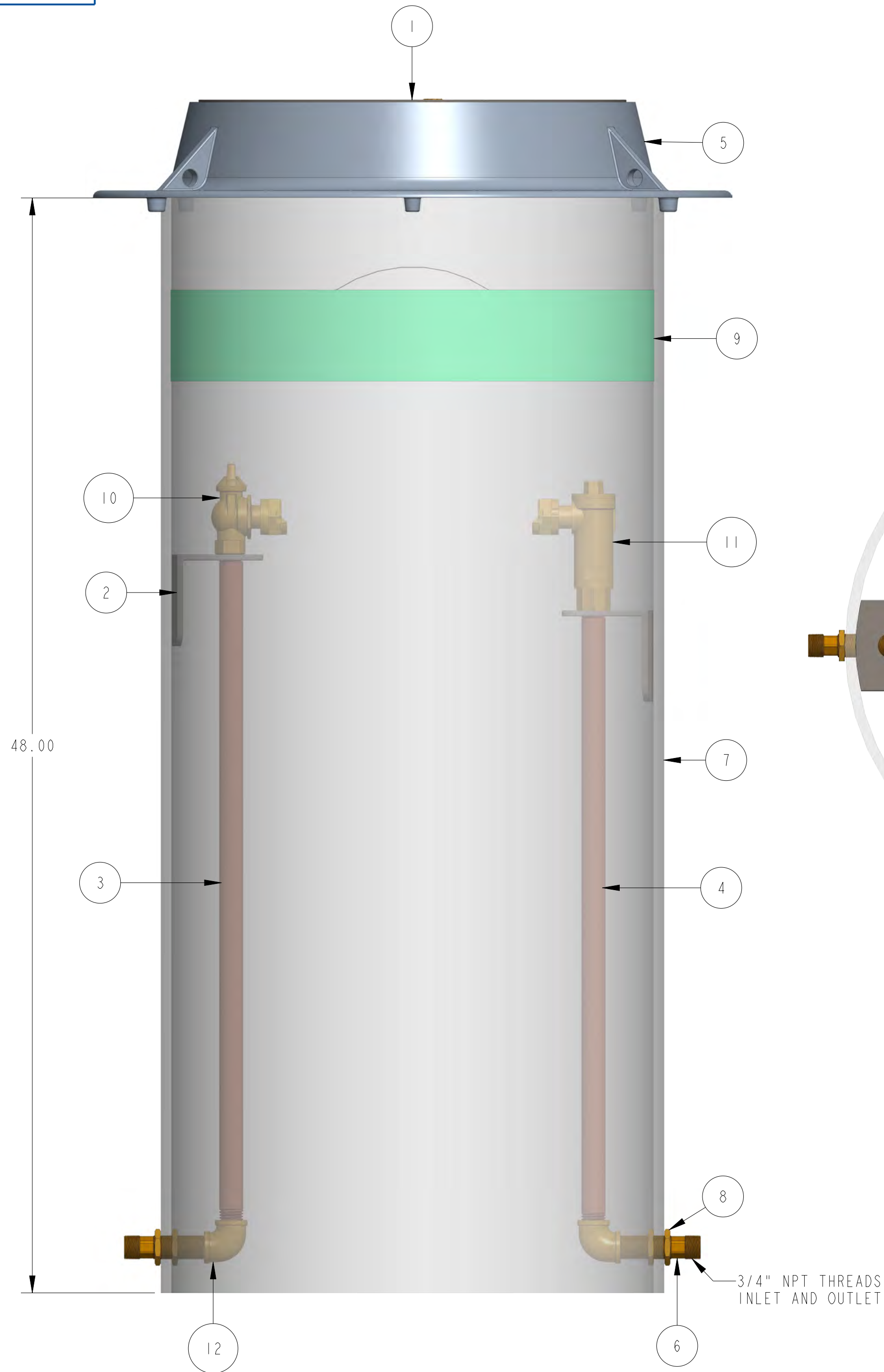




250RS2148RVBSN



ITEM NO	PART NUMBER	QTY	DESCRIPTION
1	282925	1	18" DIA CAST IRON SIDE LOCKING LID (SOLD SEPARATELY)
2	546396	2	3/4" SUPPORT BRACKET
3	551858	1	RISER
4	551859	1	RISER
5	700098-1	1	CAST IRON FRAME (PURCHASED SEPARATELY)
6	700131	2	3/4" NIPPLE WITH WRENCH FLATS
7	780081-2148	1	SHELL
8	790006	4	3/4" HEX NUT
9	790119	1	21" X 4" INSULATION PAD (SOLD SEPARATELY)
10	215B24265RN	1	5/8" X 3/4" REDUCED PORT BALL VALVE
11	215HI4460AN	1	5/8" X 3/4" VERTICAL ASSE APPROVED CHECK VALVE
12	790026E	2	3/4" FNPT THREADED ELBOW



3/4" NPT THREADS INLET AND OUTLET

DR. BY	AOD	1/14/22	UNLESS OTHERWISE NOTED	THIRD ANGLE PROJECTION	C.B. NO.
CHKR			BREAK CAST CORNER(S)---		
ENGR			BREAK MACH CORNER(S)---	PURCH.	FINISH
MGR			TOLERANCES	REF. NO.	SCALE
MFG			UNLESS OTHERWISE NOTED	STR. NO.	
TOOL			LINEAR	ANGULAR	
FDRY			±	±	
MAT'L:					
MUELLER			DESCR. 3/4" RIGID SINGLE METER PIT 21" DIA X 48" DEPTH LOW LEAD BRASS		NUMBER 250RS2148RVBSN