



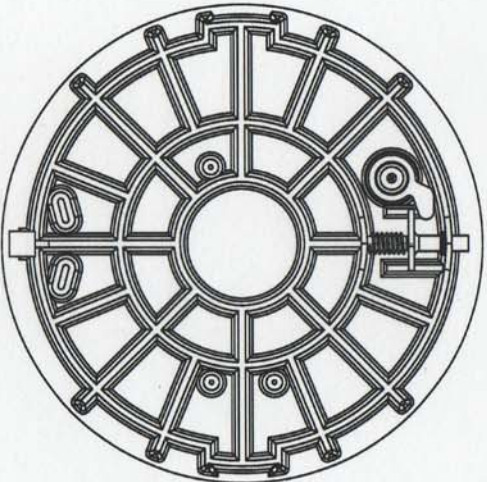
311954



DIM. A



DIM. B



Model	LID SIZES		LOAD RATING
	Dim. A	Dim B	
15	15-1/4"	1-7/8"	H20
18	18-5/8"	1-7/8"	H20

NO (MILLIMETER) INCH INITIAL RELEASE		TOLERANCES - MACHINING UNLESS OTHERWISE NOTED		THIRD ANGLE PROJECTION 	
DRFT'R	MC	3-31-09	BREAK EDGES MACH. .006/.016	FINISH SURFACES 125	
CHK'R				FRACTIONS $\pm 1/64$	DECIMALS 2 PL $\pm .025$ 3 PL $\pm .005$
APP	MC	3-31-09		ANGLES $\pm 1'$	
E.O. NUMBER MTO 1101			MAT'L DESCR. 15" - 18" COMPOSITE LID		REF. NO. NONE SCALE NONE STK. NO.
				REVISION NUMBER 311954	SHEET 1 OF 1

REV.	DESCRIPTION	REF.	DRFT'R	CHK'R	APP	DATE