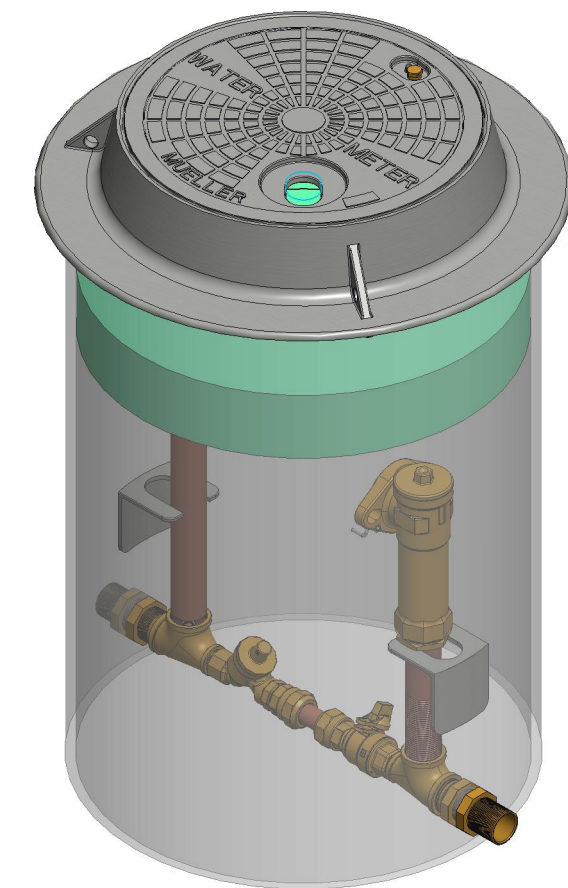
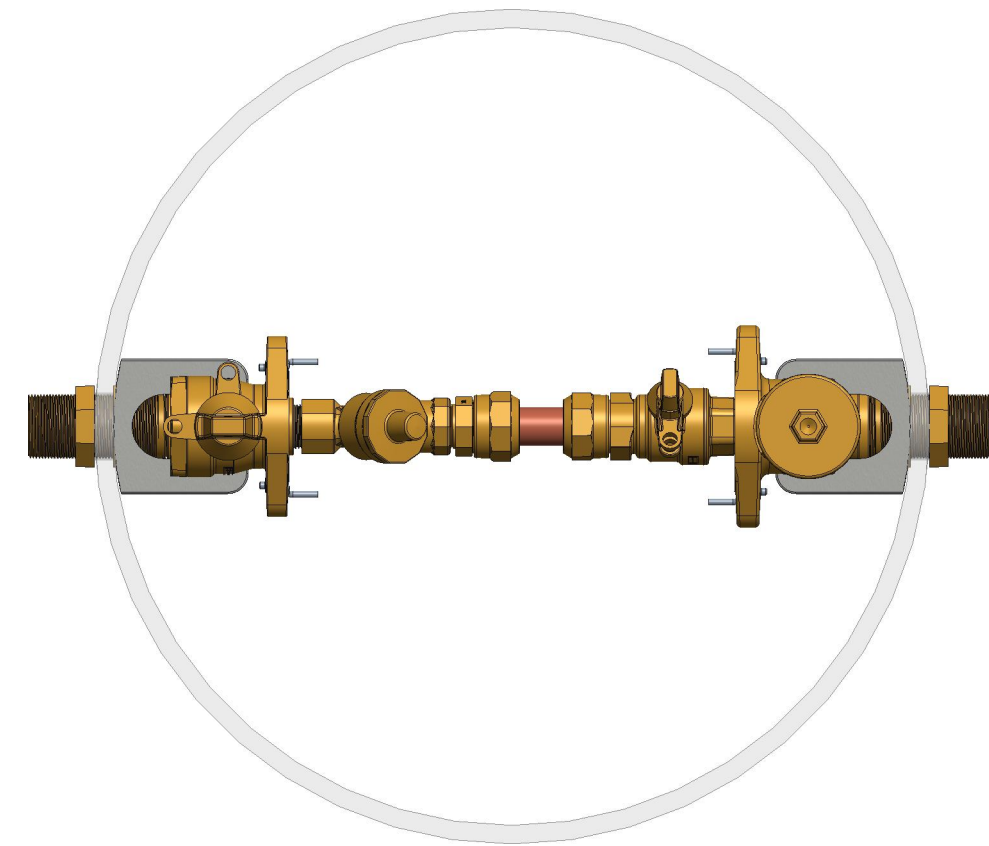
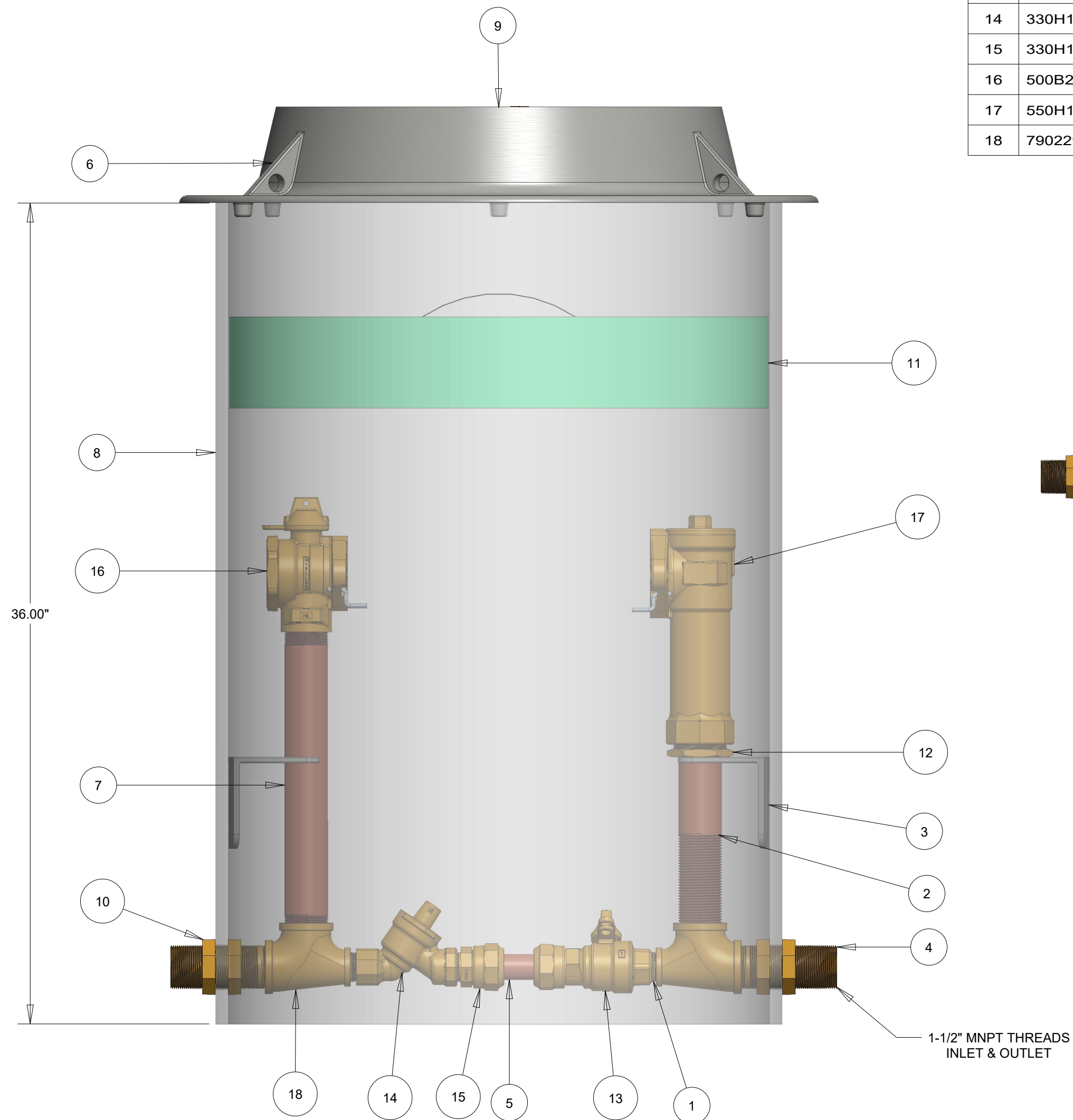


ITEM NO	PART NUMBER	QTY	DESCRIPTION
1	047139	2	1" CLOSED NIPPLE
2	534894	1	1-1/2" X 10" BULKHEAD NIPPLE
3	547401	2	SUPPORT BRACKET
4	700027	2	1-1/2" NIPPLE
5	700080	1	1" COPPER TUBE
6	700098-1	1	CAST IRON FRAME (PURCHASED SEPARATELY) (USED IN PAVED OR CONCRETE AREAS)
7	700408	1	1-1/2" PIPE PART 13.75" LONG
8	780005-2436	1	SHELL SUB ASSEMBLY
9	780113	1	18" DIA CAST IRON LID W/ RECESSED TR (PURCHASED SEPARATELY)
10	790038	4	1-1/2" HEX NUT
11	790325	1	24" X 4" EZ INSULATING PAD (PURCHASED SEPARATELY)
12	047172E	1	2" X 1-1/2" HEX BUSHING
13	330B25170N	1	1" INLINE BALL VALVE (110 X FIP)
14	330H14243AN	1	1" INLINE ASSE CHECK VALVE
15	330H15428N	1	1" MIP X 1" CTS COMPRESSION TAILPIECE
16	500B2428601N	1	1-1/2" FULL PORT BALL VALVE
17	550H14660AN	1	2" ASSE APPROVED VERTICAL CHECK VALVE
18	790229E	2	1-1/2" X 1" TEE



OPT000312: > FOR 1" BYPASS WITH 1" ASSE APPROVED CHECK VALVE					
DR. BY	DWS	02/12/18	UNLESS OTHERWISE NOTED	THIRD ANGLE PROJECTION	C.B. NO.
CHKR			BREAK CAST CORNER(S)---		
ENGR			BREAK MACH CORNER(S)---	PURCH.	FINISH
MGR			TOLERANCES	REF. NO.	SCALE
MFG			UNLESS OTHERWISE NOTED	STK. NO.	
TOOL			LINEAR	ANGULAR	
FDRY			±	±	
MAT'L:		DESCR. 1-1/2" VAULT BY-PASS METER PIT 24" DIA X 36" DEPTH LOW LEAD BRASS		NUMBER 500VB2436FVB000312N	
Mueller Co.					