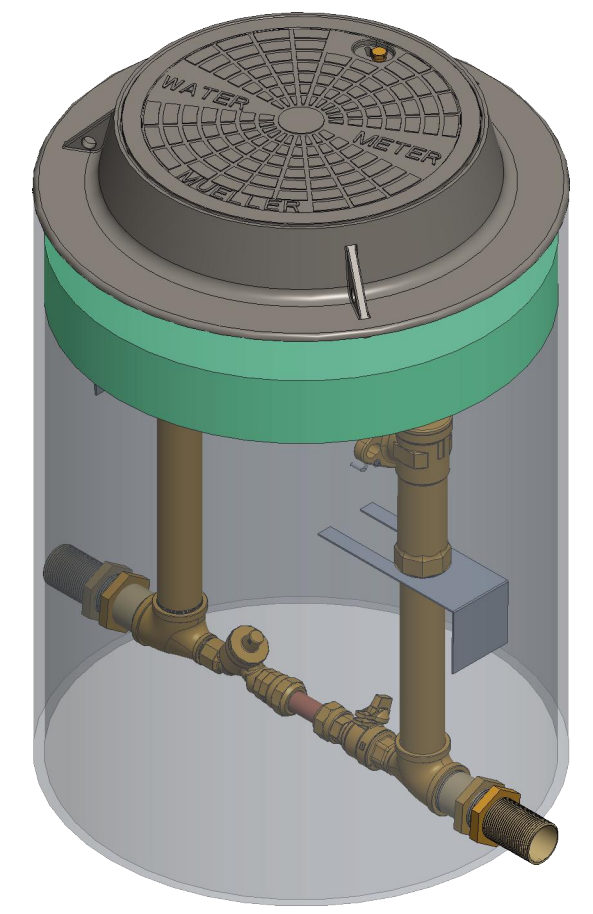
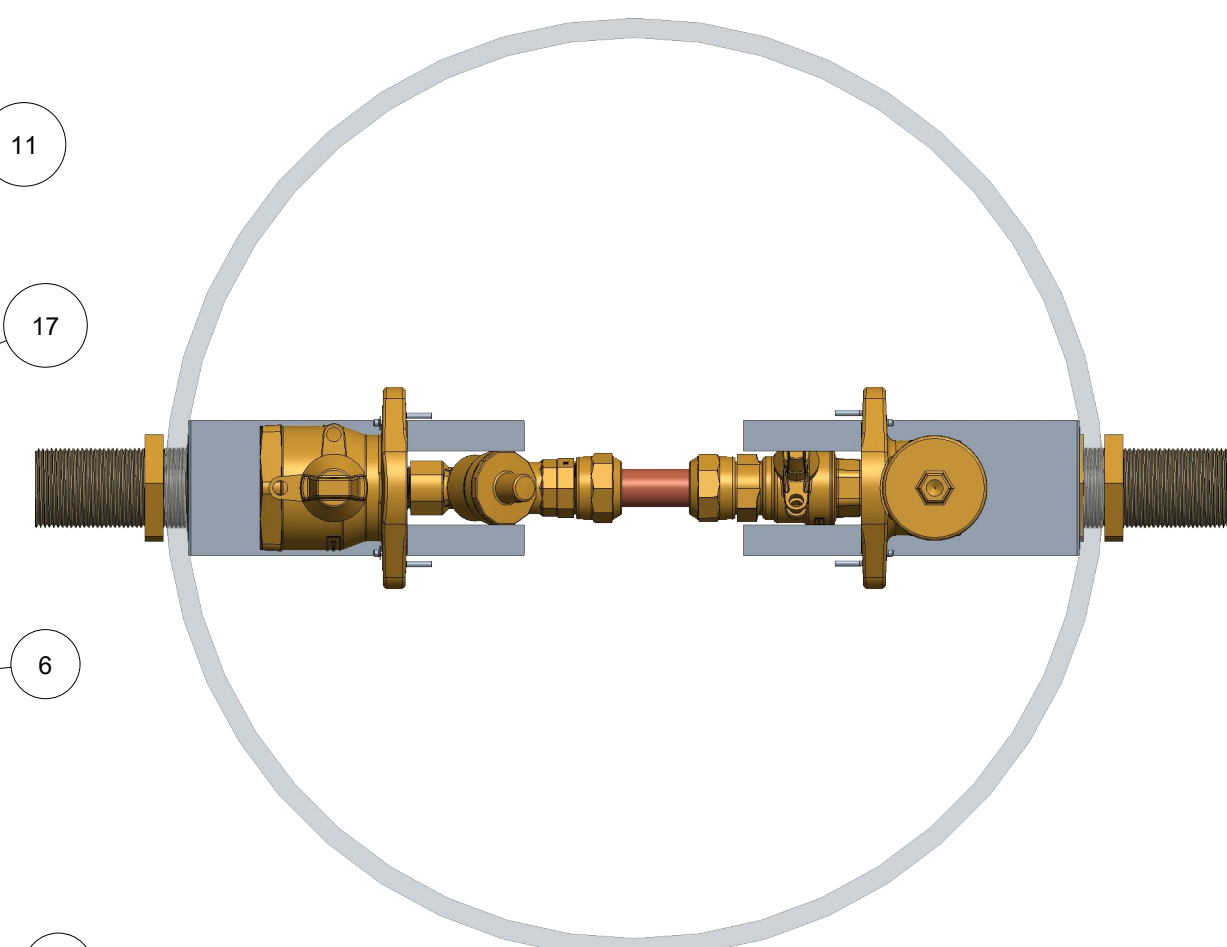
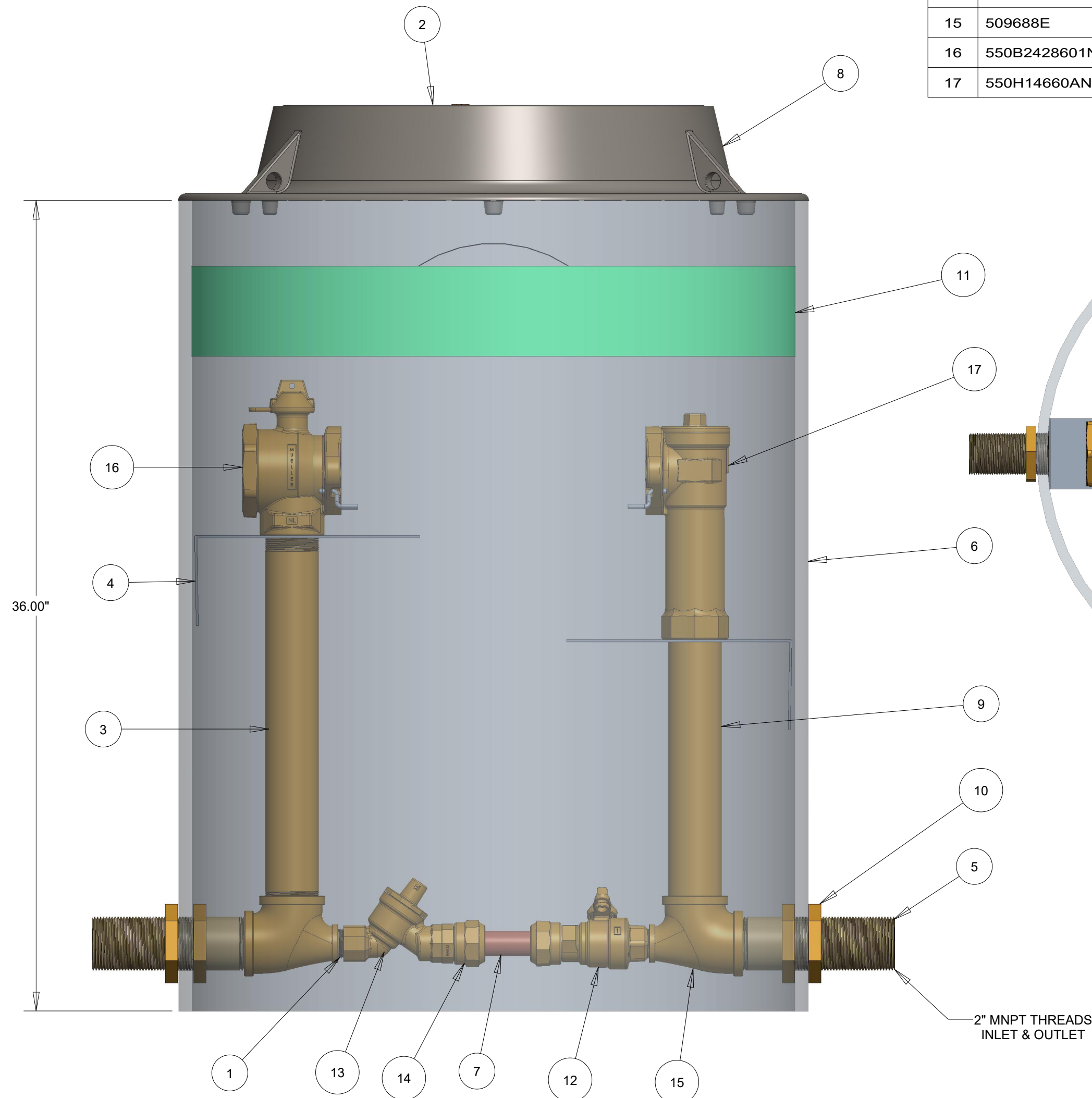


ITEM NO	PART NUMBER	QTY	DESCRIPTION
1	047139	2	1" CLOSED NIPPLE
2	282925	1	18" DIA CAST IRON SIDE LOCKING LID (PURCHASED SEPARATELY)
3	546327	1	PIPE PART 17" LONG
4	548555	2	STAINLESS STEEL SUPPORT BRACKET
5	548556	2	BULKHEAD NIPPLE
6	700005-2736	1	SHELL SUB ASSEMBLY
7	700080	1	1" COPPER TUBE
8	700098-1	1	CAST IRON FRAME (PURCHASED SEPARATELY) (USED IN PAVED OR CONCRETE AREAS)
9	700327	1	PIPE PART 11-1/2" LONG
10	790043	4	2" HEX NUT
11	790058	1	27" X 4" INSULATION PAD (PURCHASED SEPARATELY)
12	330B25170N	1	1" INLINE BALL VALVE (110 X FIP)
13	330H14243AN	1	1" INLINE ASSE CHECK VALVE
14	330H15428N	1	1" MIP X 1" CTS COMPRESSION TAILPIECE
15	509688E	2	2" X 2" X 1" RISER TEE
16	550B2428601N	1	2" FULL PORT BALL VALVE
17	550H14660AN	1	2" ASSE APPROVED VERTICAL CHECK VALVE



OPT000312:
 > FOR 1" BYPASS WITH 1" ASSE APPROVED CHECK VALVE

DR. BY	DWS	02/12/19	UNLESS OTHERWISE NOTED		THIRD ANGLE PROJECTION		C.B. NO.
CHKR			BREAK CAST CORNER(S)---				
ENGR			BREAK MACH CORNER(S)---		PURCH.	FINISH	PATT. NO.
MGR			TOLERANCES UNLESS OTHERWISE NOTED		REF. NO.	SCALE	
MFG			LINEAR	ANGULAR	STK. NO.		
TOOL			±	±			
FDRY							
MAT'L:							
			DESCR. 2" VAULT BY-PASS METER PIT 27" DIA X 36" DEPTH LOW LEAD BRASS				NUMBER 550VB2736FVB000312N