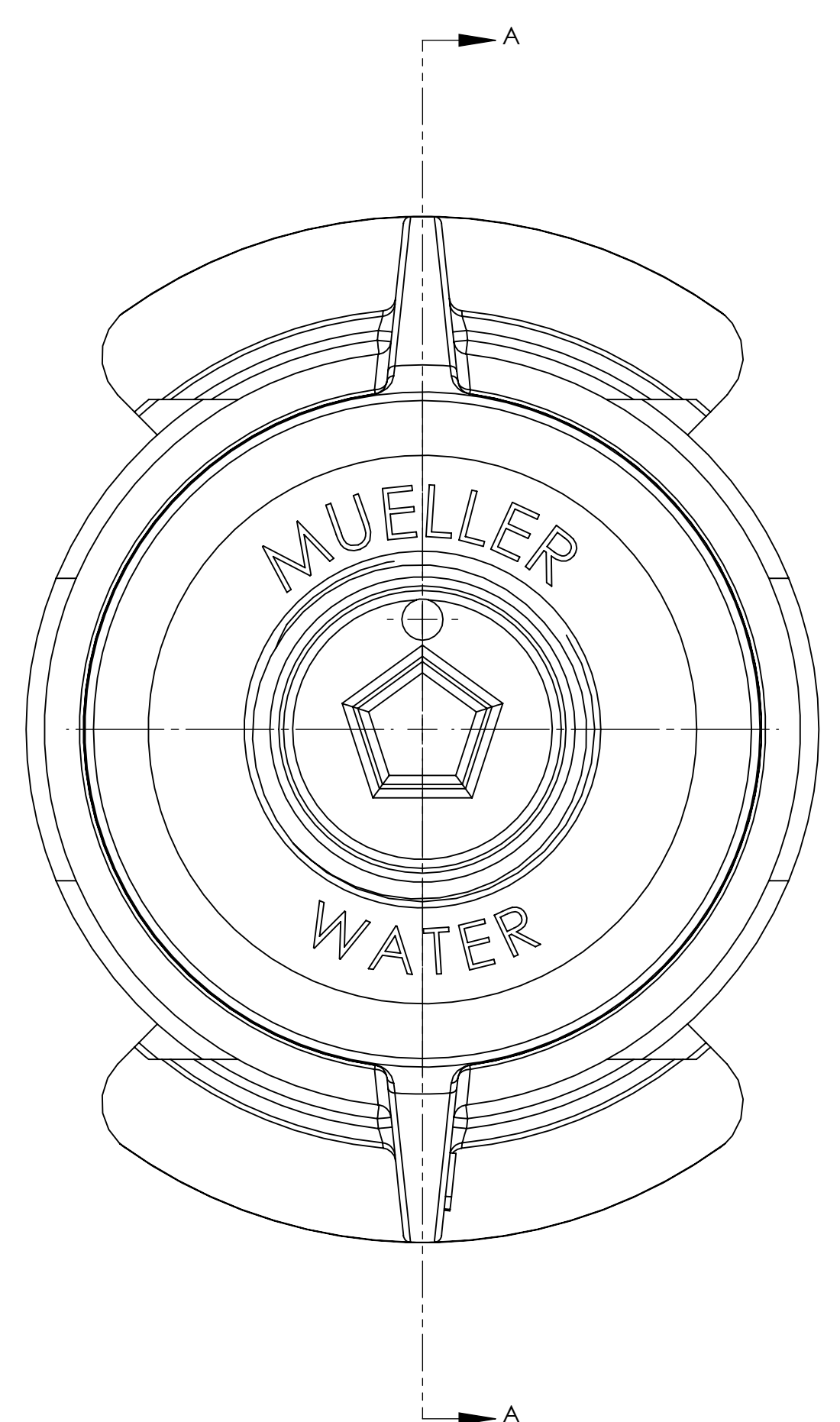
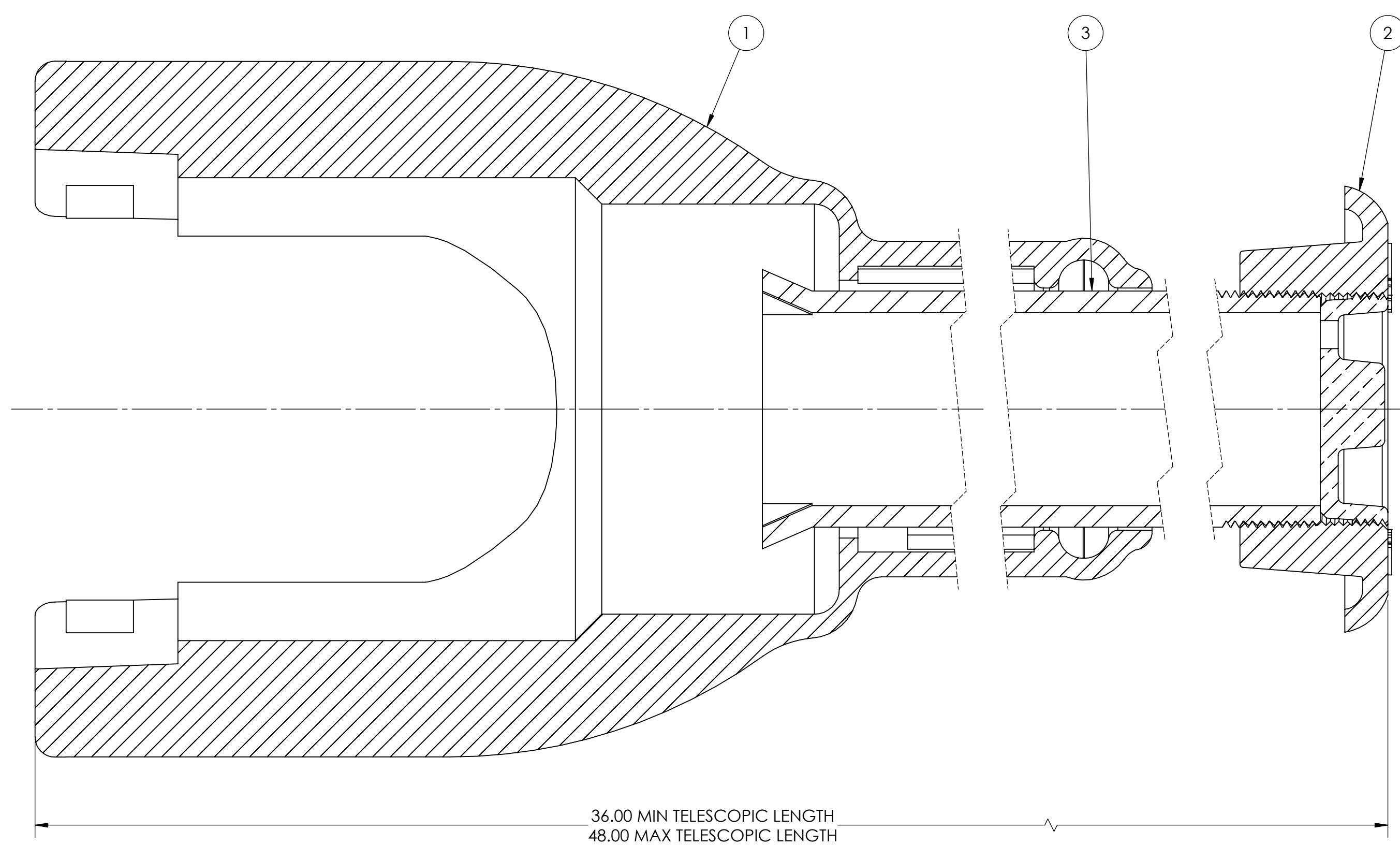
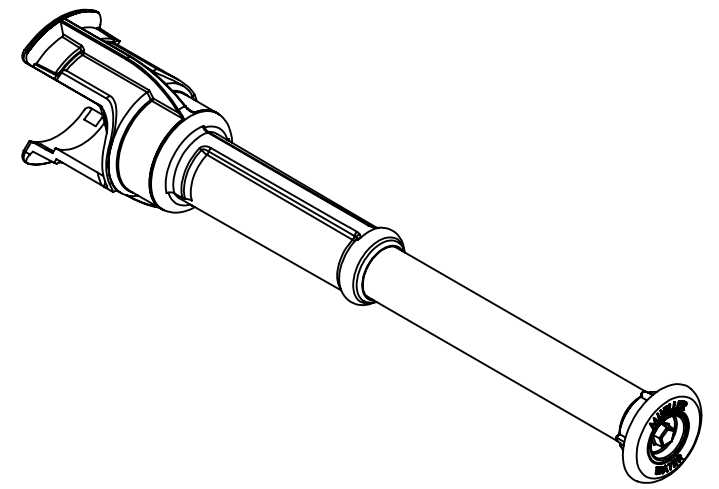


ITEM NO.	PART NUMBER	DESCRIPTION	QTY.
1	047528	2" CURB BOX BASE ARCH TYPE	1
2	A806	A806 COUVERCLE/LID 2"	1
	140475	2" LID (LESS PLUG) "WATER"	1
	140553	2" PENT. BRASS PLUG	1
3	P50-28	PIPE 2" LONG. 28"	1



COAT ASSEMBLY IN "ROYAL PC" COATING

INTERPRET THIS DRAWING IN ACCORDANCE WITH ASME Y14.5 2018		NAME	DATE	THIRD ANGLE PROJECTION	
UNLESS OTHERWISE SPECIFIED: DIMENSIONS ARE IN INCHES MACHINING TOLERANCES:		DRAFTER	LRT	11/7/24	
X	±.1	P.E. APPR.	RWB	11/22/24	TITLE: <b>4' BTE SERV./SERV. BOX</b>
.XX	±.015	M.E. APPR.			
.XXX	±.005	Q.A. APPR.			SIZE
ANGULAR	±1°	<b>DO NOT SCALE DRAWING</b>			<b>C</b>
CORNER BREAK	.015 (MAX .025)	MATERIAL: REFERENCE COMPONENT			DWG. NUMBER
FINISH	125 μm, RA	STK. NUMBER: REF.NO.			<b>A753.1200</b>
					REV
					-
					SCALE: 1 : 1   WT: 28.01406 lbs   SHEET 1 OF 1

REV.	DESCRIPTION	DRAFTER	DATE	APPROVED
-	REDRAWN & UPDATED	LRT	11/22/24	RWB

TITLE TO AND OWNERSHIP OF THIS ENGINEERING DATA REMAINS IN Mueller Co. NO USE IS TO BE MADE OF THIS DATA EXCEPT AS SPECIFICALLY AUTHORIZED BY Mueller Co. ASSENT ON THE PART OF THE RECIPIENT TO THESE CONDITIONS IS PRESUMED