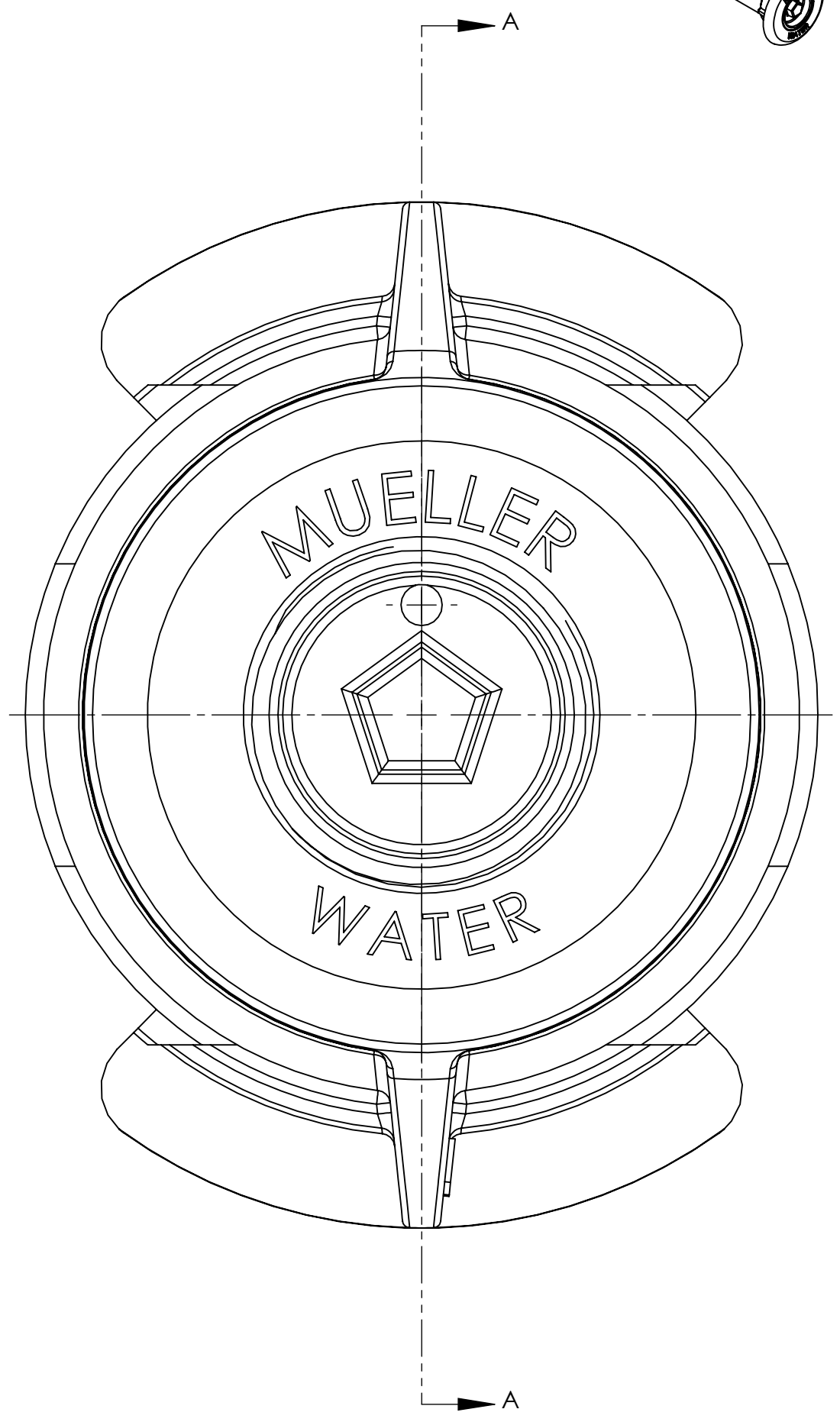
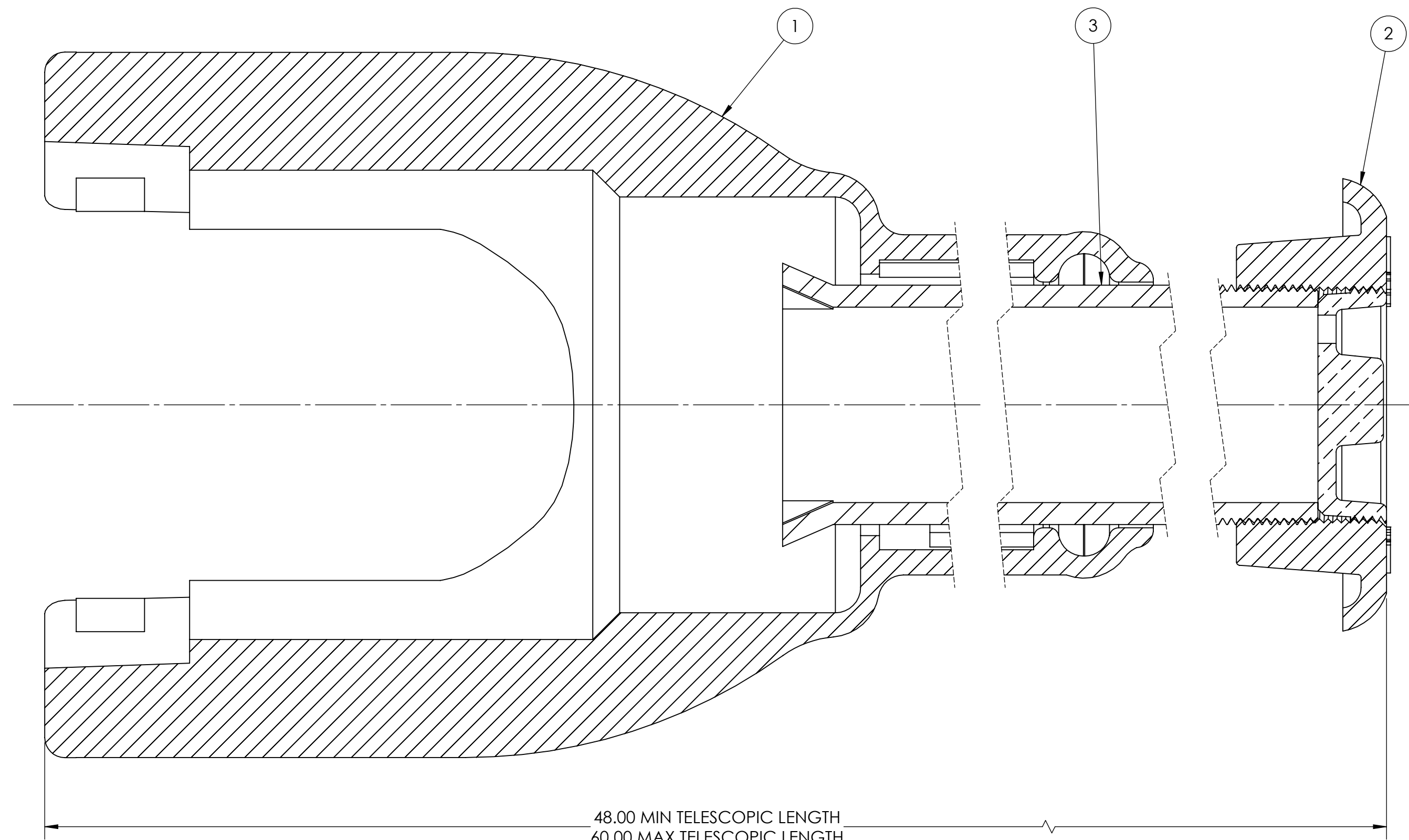
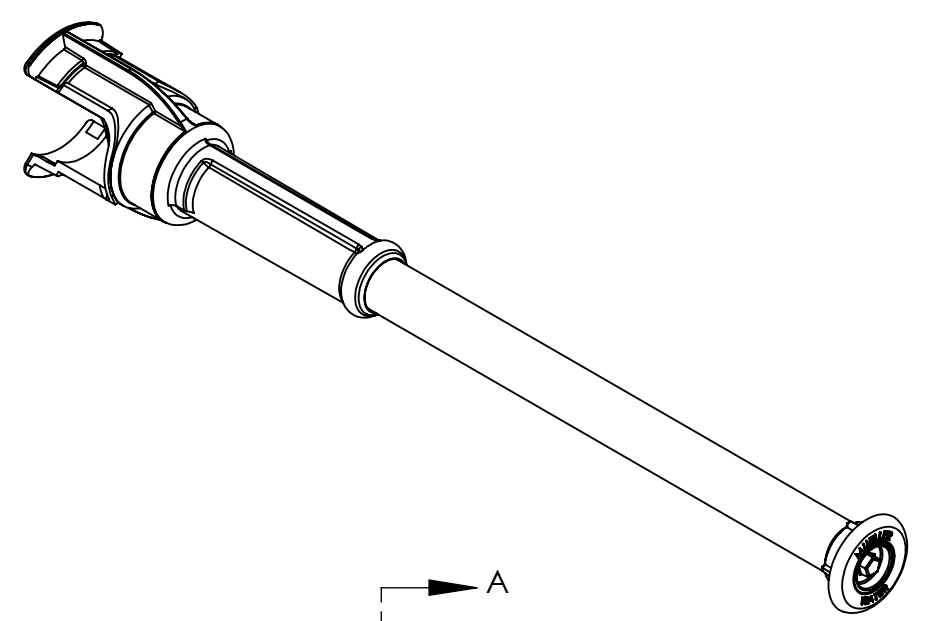


ITEM NO.	PART NUMBER	DESCRIPTION	QTY.
1	047528	2" CURB BOX BASE ARCH TYPE	1
2	A806	A806 COUVERCLE/LID 2"	1
	140475	2" LID (LESS PLUG) "WATER"	1
	140553	2" PENT. BRASS PLUG	1
3	P50-40	PIPE 2" LONG. 40'	1



SECTION A-A

COAT ASSEMBLY IN "ROYAL PC" COATING

INTERPRET THIS DRAWING IN ACCORDANCE WITH ASME Y14.5 2018 UNLESS OTHERWISE SPECIFIED: DIMENSIONS ARE IN INCHES MACHINING TOLERANCES: .X ±.1 .XX ±.015 .XXX ±.005 ANGULAR ±1° CORNER BREAK .015 (MAX .025) FINISH 125 μm, RA	NAME LRT DATE 11/7/24	THIRD ANGLE PROJECTION 				
	DRAFTER LRT P.E. APPR. RWB M.E. APPR. RWB Q.A. APPR.			TITLE: 5' BTE SERV./SERV. BOX		
	DO NOT SCALE DRAWING ○ = CRITICAL () = REFERENCE			SIZE C	DWG. NUMBER A753.1500	
	MATERIAL: REFERENCE COMPONENT STK. NUMBER:			REF.NO.	SCALE: 1 : 1 WT: 32.97549 lbs SHEET 1 OF 1	REV -

TITLE TO AND OWNERSHIP OF THIS ENGINEERING DATA REMAINS IN Mueller Co. NO USE IS TO BE MADE OF THIS DATA EXCEPT AS SPECIFICALLY AUTHORIZED BY Mueller Co. ASSENT ON THE PART OF THE RECIPIENT TO THESE CONDITIONS IS PRESUMED

REV.	DESCRIPTION	DRAFTER	DATE	APPROVED
-	REDRAWN & UPDATED	LRT	11/22/24	RWB
REVISIONS				