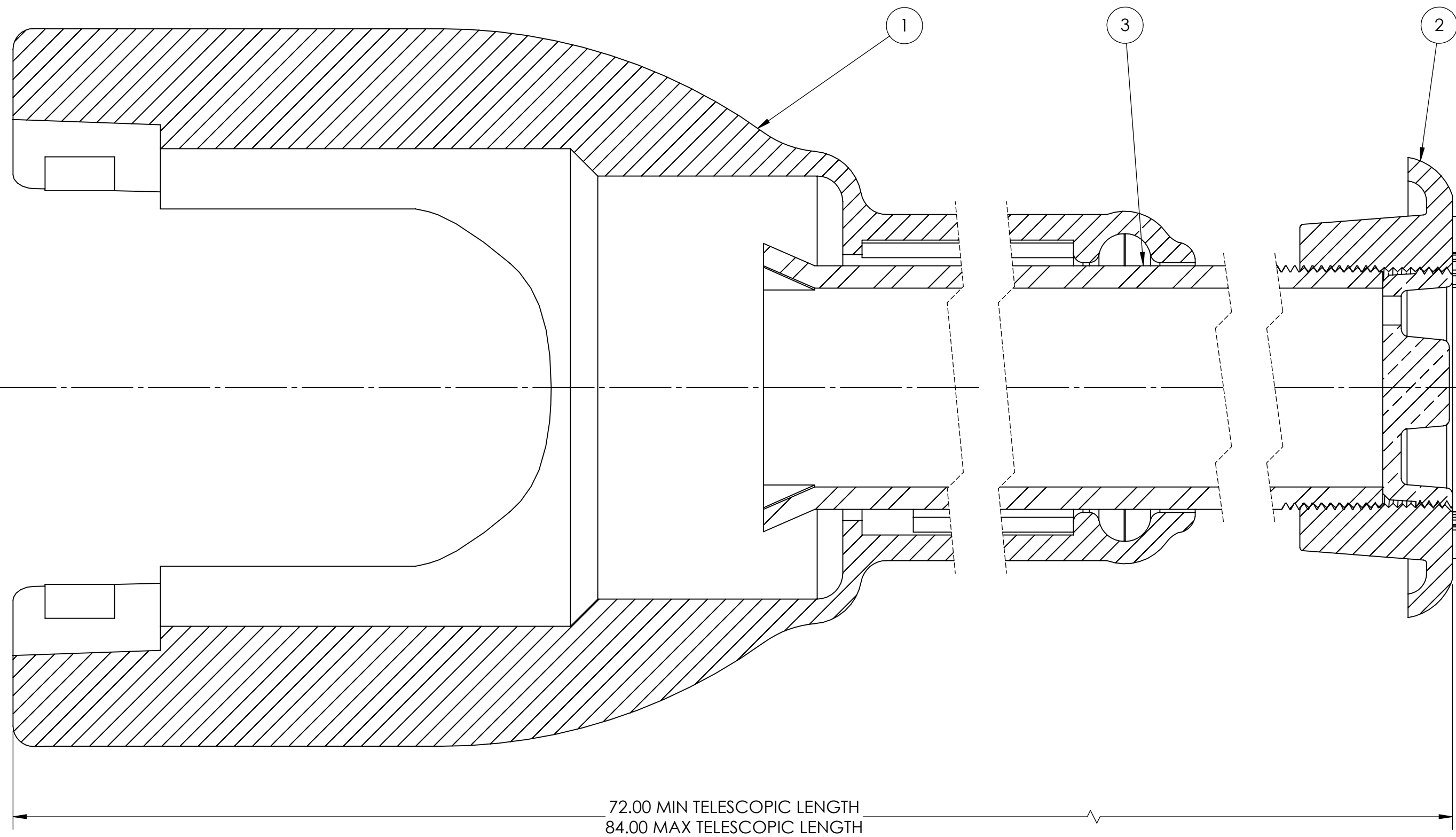
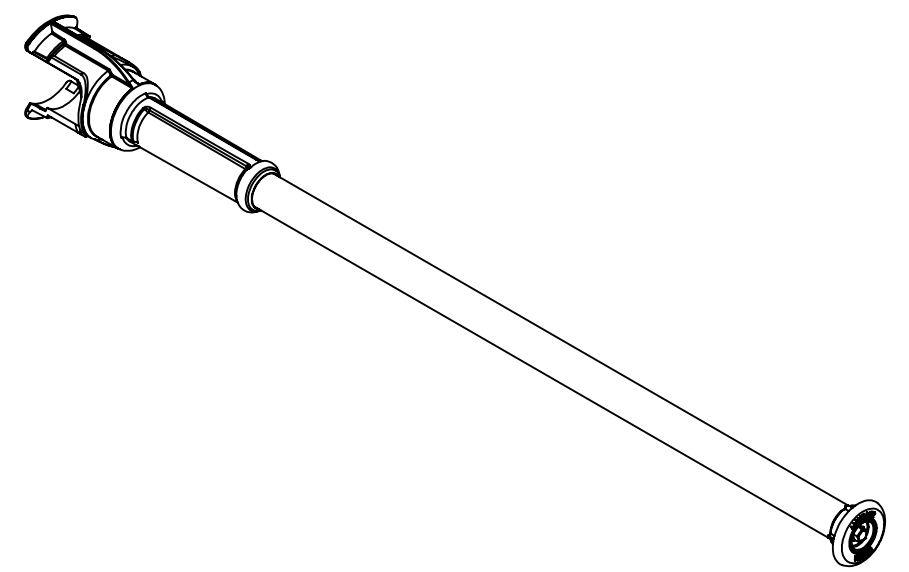
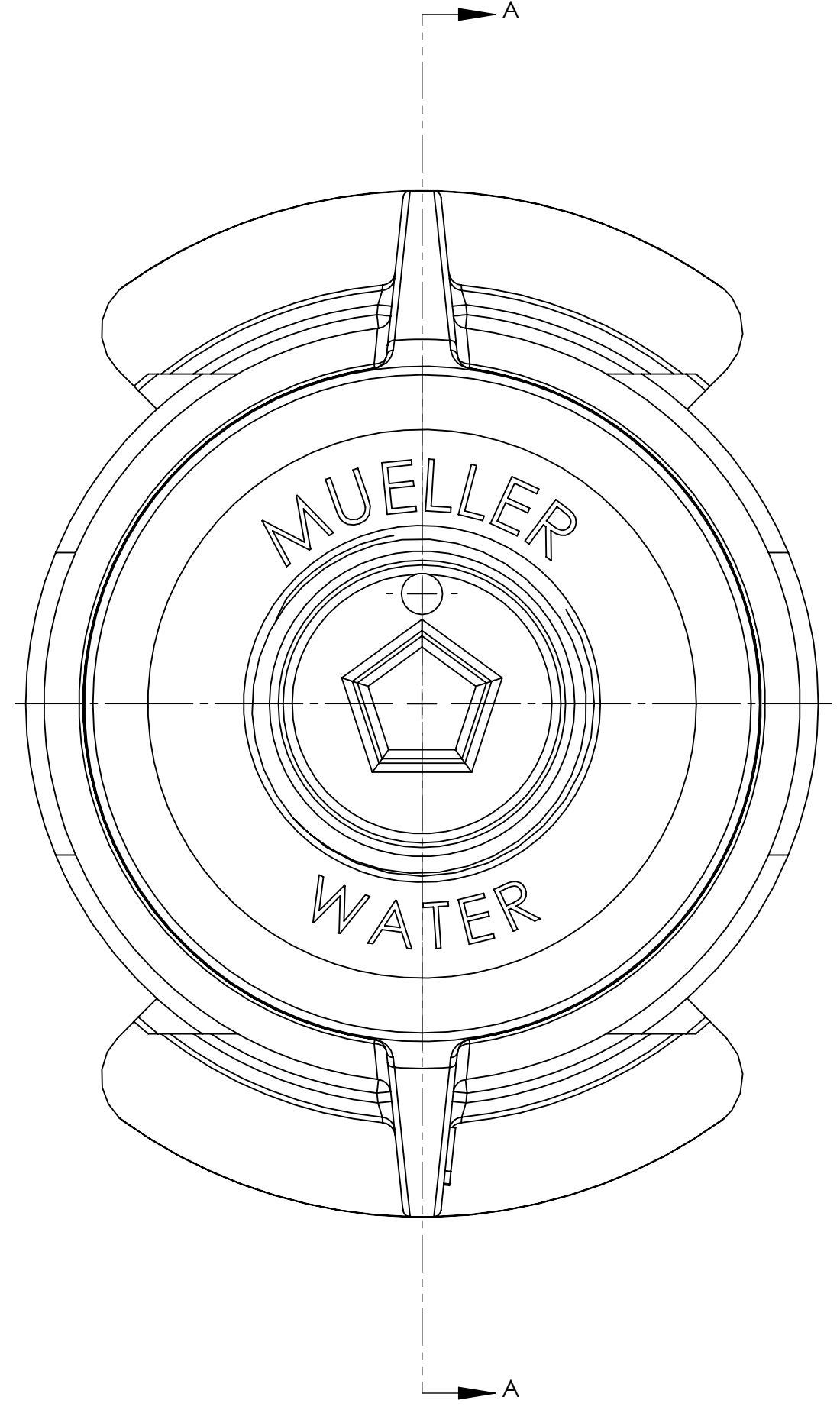


ITEM NO.	PART NUMBER	DESCRIPTION	QTY.
1	047528	2" CURB BOX BASE ARCH TYPE	1
2	A806	A806 COUVERCLE/LID 2"	1
	140475	2" LID (LESS PLUG) "WATER"	1
	140553	2" PENT. BRASS PLUG	1
3	P50-64	PIPE 2" LONG. 64"	1



SECTION A-A



COAT ASSEMBLY IN "ROYAL PC" COATING

INTERPRET THIS DRAWING IN ACCORDANCE WITH ASME Y14.5 2018  UNLESS OTHERWISE SPECIFIED: DIMENSIONS ARE IN INCHES MACHINING TOLERANCES: .X ±.1 .XX ±.015 .XXX ±.005 ANGULAR ±1° CORNER BREAK .015(MAX .025) FINISH 125 μm, RA	NAME	DATE	THIRD ANGLE PROJECTION 		
	DRAFTER	LRT			11/7/24
	P.E. APPR.	RWB	11/22/24	TITLE:	
	M.E. APPR.			7' BTE SERV./SERV. BOX	
DO NOT SCALE DRAWING			SIZE	DWG. NUMBER	REV
MATERIAL: REFERENCE COMPONENT			<b>C</b>	<b>A753.2100</b>	-
STK. NUMBER:	REF.NO.	SCALE: 1 : 1			WT: 42.89836 lbs SHEET 1 OF 1

REV.	DESCRIPTION	DRAFTER	DATE	APPROVED
-	REDRAWN & UPDATED	LRT	11/22/24	RWB

TITLE TO AND OWNERSHIP OF THIS ENGINEERING DATA REMAINS IN Mueller Co. NO USE IS TO BE MADE OF THIS DATA EXCEPT AS SPECIFICALLY AUTHORIZED BY Mueller Co. ASSENT ON THE PART OF THE RECIPIENT TO THESE CONDITIONS IS PRESUMED