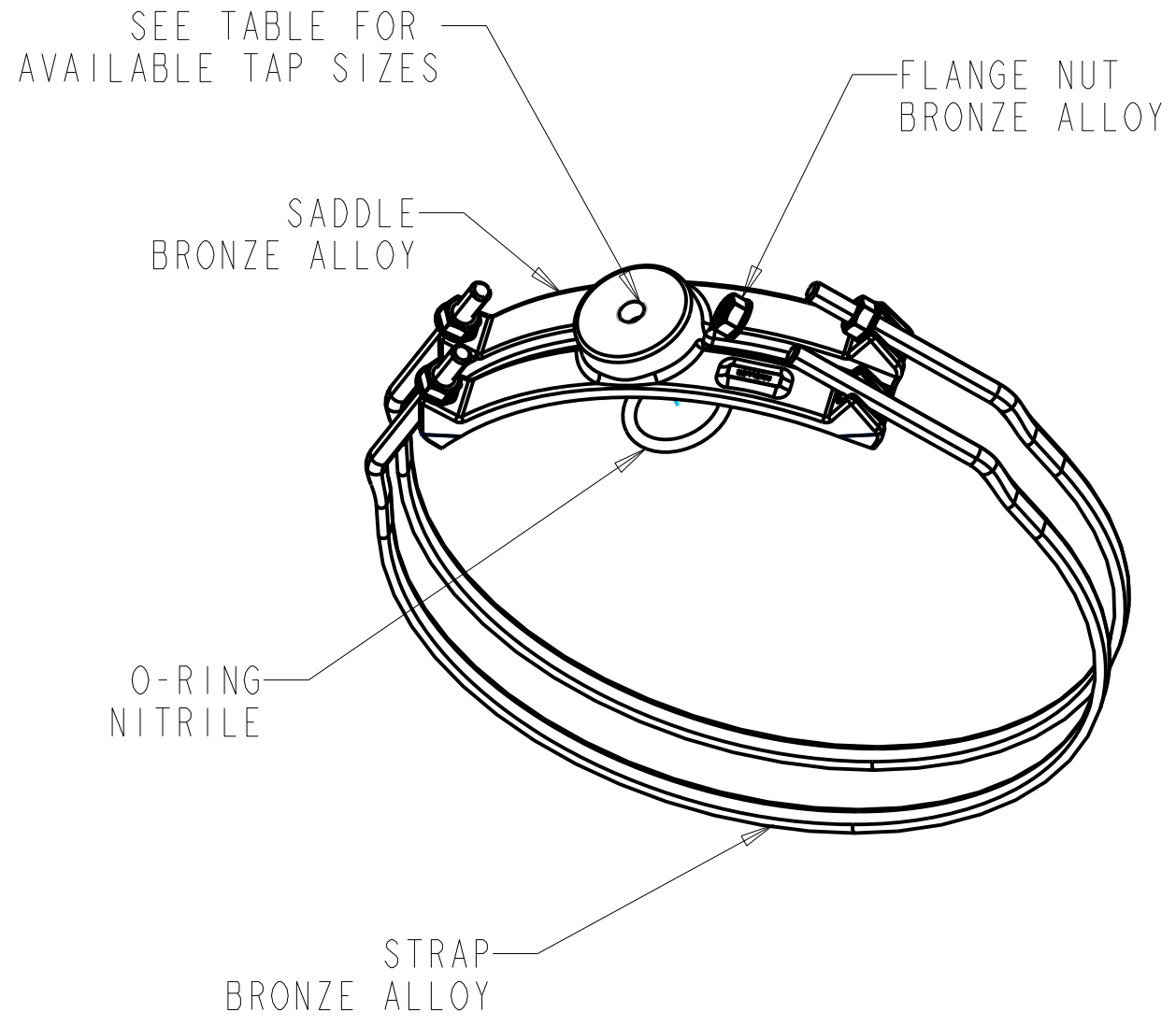
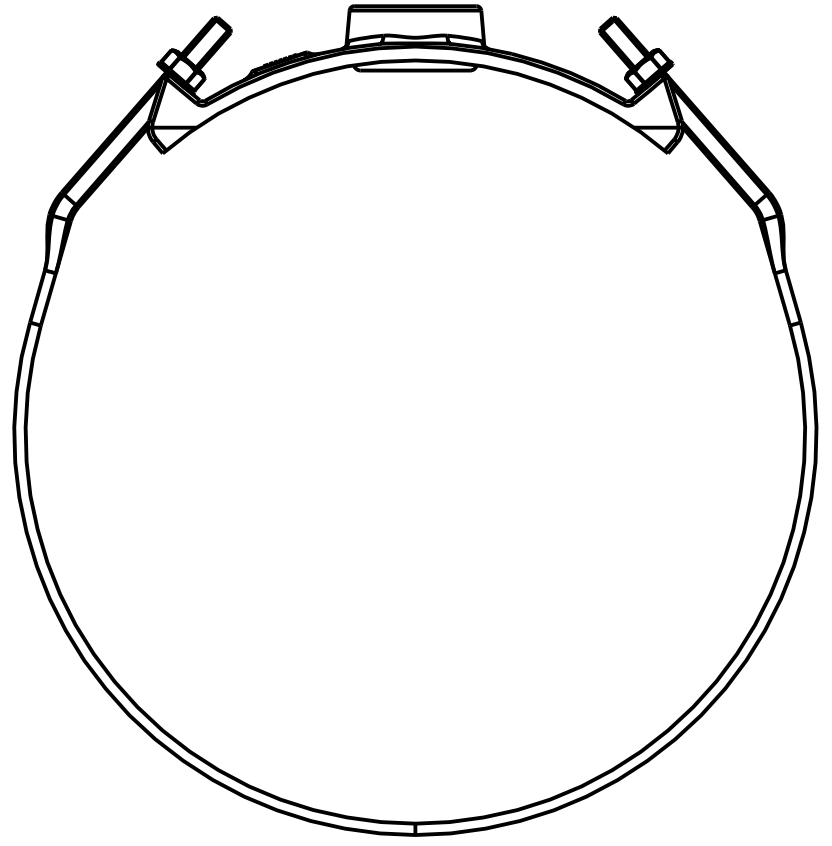
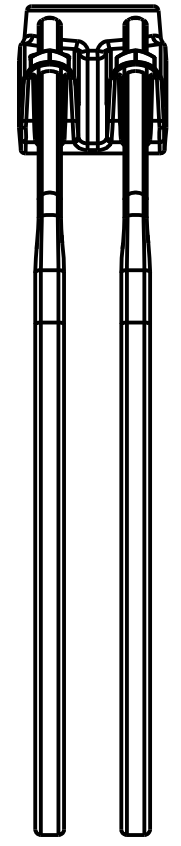


18"-24" BR2B STYLE SERVICE SADDLE WITH ALL AVAILABLE TAP OPTIONS

PIPE SIZE	PIPE RANGE	TYPE	TAP THREAD*	AVAILABLE TAP SIZES				
				3/4"	1"	1-1/4"	1-1/2"	2"
18"	18.00-19.50	BR2B1800	CC OR IP	075	100	125	150	200
20"	20.00-21.60	BR2B2000	CC OR IP	075	100	125	150	200
24"	24.00-25.80	BR2B2400	CC OR IP	075	100	125	150	200

\*IP STANDS FOR AWWA I.P. THREAD (F.I.P.T.)  
 CC STANDS FOR AWWA TAPER THREAD (C.C.)



DR. BY	TBE	12/16/16	<b>TOLERANCES - SAND CASTING</b> UNLESS OTHERWISE NOTED UP TO 3" ±.030    12.01 25" ±.090 3.01 - 6" ±.045    ABOVE 25" ±.125 6.01 - 12" ±.060    FLATNESS .030 ANGLES ±1°        RAD11 .03 DRAFTS 2°	THIRD ANGLE PROJECTION		C.B. NO.	
CHKR					PURCH.	FINISH	PATT. NO.
ENGR					REF. NO.	SCALE	
MGR				STK. NO.			
MFG							
TOOL							

MAT'L: SEE DRAWING CALLOUTS		
	DESCR. 18"-24" BR2B STYLE SERVICE SADDLE WITH ALL AVAILABLE TAP OPTIONS	NUMBER BR2B-L