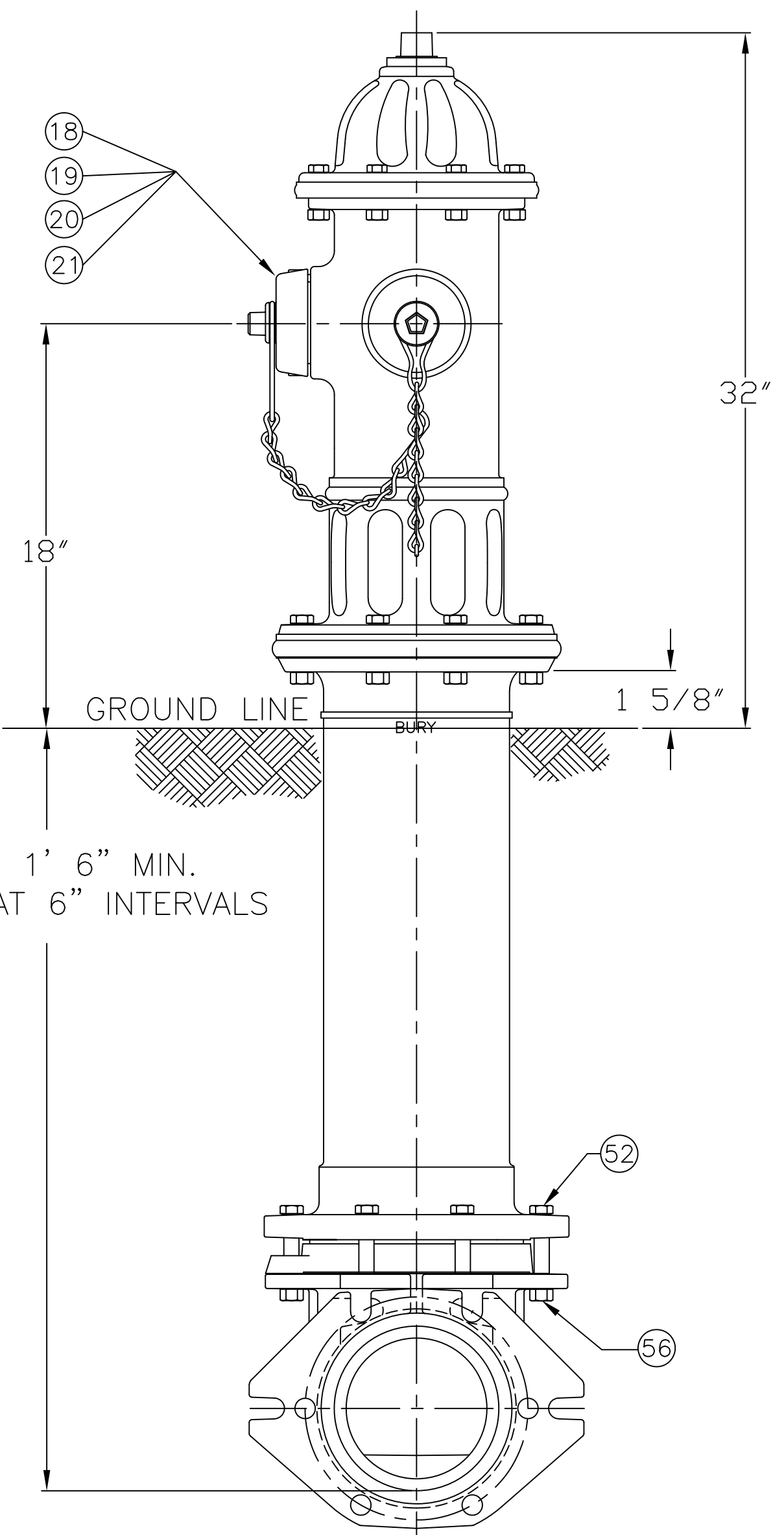


DWC. FH 166 4 1/2" A420 & 5 1/4" A422 SUPER CENTURION "250" W/ TWO HOSE NOZZLES 2019 STYLE




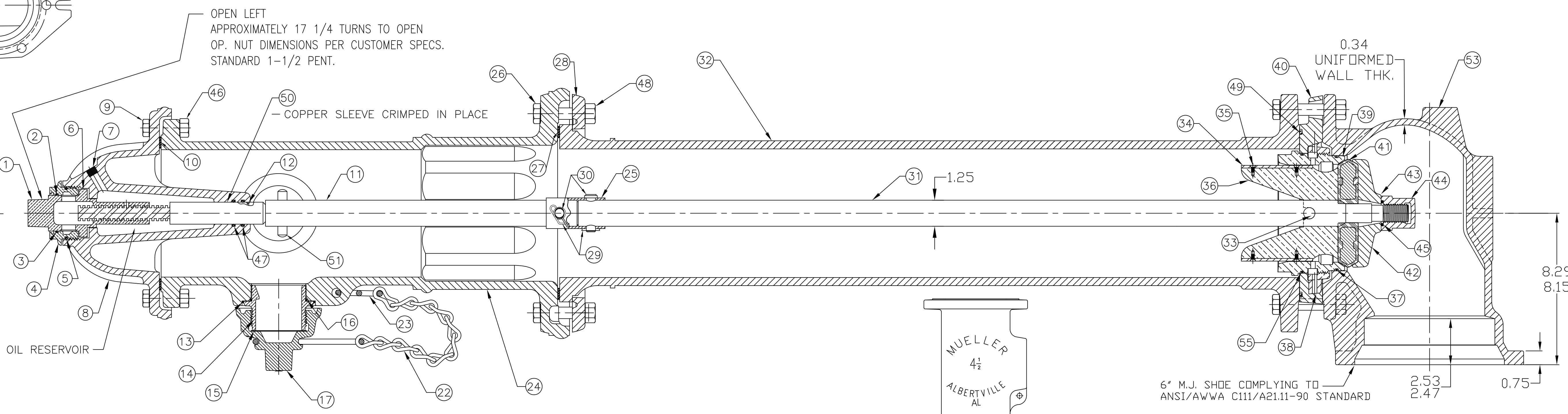

BURY 1' 6" MIN.
LONGER AT 6" INTERVALS

PARTS LIST						
ITEM	DESCRIPTION	REQ'D	MATERIAL	A.S.T.M.	CURRENT MATERIAL DESCRIPTION	ALTERNATE STANDARD (D)
1	OPERATING NUT	1	BRONZE	B-62	ALLOY C83600	B584 C87850 OR C87600
2	WIPER RING	1	RUBBER	D-2000	EPDM	
3	HOLD DOWN NUT O-RING	1	RUBBER	D-2000	BUNA N	
4	HOLD DOWN NUT	1	BRONZE	B-62	ALLOY C83600	B584 C87850 OR C87600
5	BONNET O-RING	1	RUBBER	D-2000	BUNA N	
6	ANTI-FRICTION WASHER	1	CELCON		GRADE M90-04	
7	OIL FILLER PLUG	1	BRASS	B-16	ALLOY 360	
8	BONNET	1	CAST IRON	A-126	CLASS B	
9	BONNET HEX CAP SCREW	8	STEEL	SAE J429	GR 5 GALVANIZED	
10	TOP UPPER BARREL O-RING	1	RUBBER	D-2000	BUNA N	
11	UPPER STEM	1	CARBON STEEL	A-576	GR 1144T	
12	STEM O-RING	1	RUBBER	D-2000	BUNA N	
13	NOZZLE LOCK	2	STAINLESS STEEL	A-276	305 OR 410	
14	HOSE NOZZLE	1	BRASS	B-584	ALLOY C89833	B584 C87850 OR C87600
15	HOSE NOZZLE CAP GASKET	1	RUBBER	D-2000	NEOPRENE	
16	HOSE NOZZLE O-RING	1	RUBBER	D-2000	BUNA N	
17	HOSE NOZZLE CAP	1	CAST IRON	A-126	CLASS B	
18	HOSE NOZZLE	1	BRASS	B-584	ALLOY C89833	B584 C87850 OR C87600
19	HOSE NOZZLE CAP GASKET	1	RUBBER	D-2000	NEOPRENE	
20	HOSE NOZZLE O-RING	1	RUBBER	D-2000	BUNA N	
21	HOSE NOZZLE CAP	1	CAST IRON	A-126	CLASS B	
22	CAP CHAIN	2	STEEL		ELECTRO GALV.	
23	CHAIN HOOK	1	STEEL		ELECTRO GALV.	
24	UPPER BARREL	1	CAST IRON	A-126	CLASS B	
25	TRAFFIC STEM COUPLING	1	STAINLESS STEEL	A-890	1.5% SILICON MAX.	
26	TRAFFIC FLANGE HEX CAP SCREW	8	STEEL	SAE J429	GR 5 GALVANIZED	
27	BOTTOM UPPER BARREL O-RING	1	RUBBER	D-2000	BUNA N	
28	TRAFFIC FLANGE	1	CAST IRON	A-126	CLASS B	
29	REUSABLE COTTER PIN	2	STAINLESS STEEL		18-8	
30	CLEVIS PIN	2	STAINLESS STEEL	A-276	300 SERIES	

SEE CAT. RECORD FOR RESPECTIVE PARTS OR SUB. ASS'YS
NOTE: SIZE AND STYLE OF OPERATING NUT, SHOE SIZE, AND THREADING OF NOZZLES IS PER CUSTOMER SPECS.

ITEM	DESCRIPTION	REQ'D	MATERIAL	A.S.T.M.	CURRENT MATERIAL DESCRIPTION	ALTERNATE STANDARD (D)
31	LOWER STEM	1	CARBON STEEL	A-576	GRADE 1144T	
32	LOWER BARREL	1	CAST IRON	A-126	CLASS B	
33	STEM PIN	1	STAINLESS STEEL	A-276	300 SERIES	
34	DRAIN VALVE FACING	2	H.D. POLYETHYLENE		LS 5660-00	
35	DRAIN VALVE FACING SCREW	4	STAINLESS STEEL	A-276	300 SERIES	
36	UPPER VALVE PLATE	1	BRASS	B-584	ALLOY C89833	B584 C87850 OR C87600
37	BOTTOM SEAT O-RING	1	RUBBER	D-2000	BUNA N	
38	DRAIN RING	1	BRONZE	B-62	ALLOY C83600	B584 C87850 OR C87600
39	SEAT RING	1	BRASS	B-584	ALLOY C89833	B584 C87850 OR C87600
40	DRAIN RING HOUSING	1	CAST IRON	A-126	CLASS B	
41	ENCAPSULATED MAIN VALVE	1	RUBBER	D-2000	NATURAL	
42	LOWER VALVE PLATE	1	CAST IRON	A-126	CLASS B	
43	LOCK WASHER	1	STAINLESS STEEL	A-276	304	
44	VALVE NUT	1	CAST IRON	A-126	CLASS B	
45	VALVE NUT SEAL	1	RUBBER		NATURAL	
46	BONNET HEX NUT	8	STEEL	SAE J995	GR 8 GALVANIZED	
47	STEM O-RING	2	RUBBER	D-2000	BUNA N	
48	TRAFFIC FLANGE HEX NUT	8	STEEL	SAE J995	GR 5 GALVANIZED	
49	DRAIN RING HOUSING O-RING	1	RUBBER	D-2000	BUNA N	
50	SLEEVE	1	COPPER	B-75	ALLOY 122	
51	UPPER STEM PIN	1	STAINLESS STEEL	A-276	303	
52	SHOE HEX CAP SCREW	6	STEEL	SAE J429	GR 5 GALVANIZED	
53	SHOE	1	DUCTILE IRON	A536	GR 65-45-12	GR 70-50-05
* 54	PIPE GLAND	1	CAST IRON	A-126	CLASS B	
55	TOP SEAT O-RING	1	RUBBER	D-2000	BUNA N	
56	SHOE HEX NUT	6	STEEL	SAE J995	GR 5 GALVANIZED	
* 57	MECH. JOINT GASKET	1	RUBBER	D-2000	NATURAL	
* 58	T-HEAD BOLT	6	STEEL	A-242	TYPE 1	A-588
* 59	HEX NUT	6	STEEL	A-242	TYPE 1	A-588
* 60	BURY TAG	1	STAINLESS STEEL	A-240	304	

* NOT SHOWN



UPPER BARREL MARKINGS

REV.	DESCRIPTION	REF.	DRTR	CHGR	APP	DATE
D	UPDATE TO 2019 HYDRANT REFRESH AND ADD ALTERNATE STANDARD	E05200	MRG			2-3-23
C	ADD DETAIL SHOWING THE UPPER BARREL MARKINGS		ANC			7-22-16
B	REVISE ITEMS #11 & 31		MRG			3-13-12
A	REVISE ITEMS # 11 & 31		ANC			12-1-09

(MILLIMETER) INCH INITIAL RELEASE DRFT'R ANC 6-11-07 CHK'R CJD 6-11-07 APP E.O. NUMBER		TOLERANCES - MACHINING UNLESS OTHERWISE NOTED BREAK EDGES FINISH SURFACES MACH. .006/.016 125° FRACTIONS ±1/64 DECIMALS 2 PL ±0.025 3 PL ±		THIRD ANGLE PROJECTION PURCH. FINISH REF. NO. SCALE N.T.S. STK. NO.	
MUELLER DESGR4 1/2" A420 & 5 1/4" A422 SUPER CENTURION "250" W/ TWO HOSE NOZZLES 2019 STYLE		MAT'L SEE TABLE REVISION D		NUMBER FH 166 SHEET 1 OF 1	