

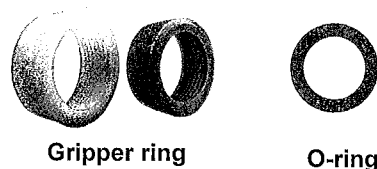
### Polyethylene PE Tubing and pipe used with Mueller INSTA-TITE Connections

Nominal size of connection	Material	Tubing or pipe O.D. range (in.)	Tubing or pipe wall thickness range (in.)	Tubing or pipe I.D. range (in.)
3/4" CTS PE	Polyethylene PE	0.871-0.879	0.097-0.107	0.657-0.685
1" CTS PE	Polyethylene PE	1.120-1.130	0.125-0.137	0.846-0.880
3/4" IPS PE	Polyethylene PE	1.045-1.110	0.118-0.138	0.809-0.834
1" IPS PE	Polyethylene PE	1.329-1.399	0.150-0.170	1.029-1.059

CTS polyethylene (PE) per ASTM D-2737 - SDR-9  
 IPS polyethylene (PE) per ASTM D-2239 - SDR-7

### Mueller INSTA-TITE Connection replacement parts


Size	Gripper ring part number	O-ring part number
3/4" CTS PE (red gripper)	506325	606324
1" CTS PE (red gripper)	506327	506326
3/4" IPS PE (white gripper)	505885	505883
1" IPS PE (white gripper)	505886	505884



### Optional tools for use with Mueller INSTA-TITE Connections

#### Pipe beveling tool

To assure proper installation, the end of the pipe or tubing must be properly beveled before it is inserted into the Mueller INSTA-TITE Connection. Mueller Co. offers a special beveling tool for both CTS PE tubing and IPS PE pipe.



PART NUMBER: **H-18015** for 3/4" and 1" CTS PE tubing  
 PART NUMBER: **H-18017** for 3/4" and 1" IPS PE pipe

#### Pipe removal tool


Pipe or tubing may be removed from the Mueller INSTA-TITE Connection using special removal tools. Use one tool for 3/4" size connection and two tools for 1" size.



PART NUMBER: **506336**

#### Copper Gasket

Replacement gasket to be used inside Female Copper Service Thread when assembling Fitting onto a Corporation Valve/Stop. Gasket is intended for single use only and must be replaced if Fitting is disassembled or reused.



CATALOG NUMBER: **H-15053**

1/2"	5/8"	3/4"	1"	1-1/4"	1-1/2"	2"
------	------	------	----	--------	--------	----