

CERTIFICATE OF COMPLIANCE

Certificate Number MH19738
Report Reference MH19738-20080222
Date 2021-December-17

Issued to: MUELLER CO
500 W ELDORADO ST
PO BOX 671
DECATUR IL, 62525-1808 US

**This is to certify that
representative samples of**

DRINKING WATER SYSTEM COMPONENTS, DRINKING
WATER PRODUCTS AND MATERIALS CERTIFIED FOR
CANADA, LEAD CONTENT VERIFICATION OF
PRODUCTS IN CONTACT WITH POTABLE WATER

See Addendum Page for Product Designation(s).

Have been investigated by UL in accordance with the
Standard(s) indicated on this Certificate.

Standard(s) for Safety: See Addendum Page for Standards

Additional Information: See the UL Online Certifications Directory at
<https://iq.ulprospector.com> for additional information

This Certificate of Compliance does not provide authorization to apply the UL Mark. Only the UL Follow-Up Services Procedure provides authorization to apply the UL Mark.

Only those products bearing the UL Mark should be considered as being UL Certified and covered under UL's Follow-Up Services.

Look for the UL Certification Mark on the product.



Bruce Mahrenholz, Director North American Certification Program

UL LLC

Any information and documentation involving UL Mark services are provided on behalf of UL LLC (UL) or any authorized licensee of UL. For questions, please contact a local UL Customer Service Representative at <http://ul.com/aboutul/locations/>



CERTIFICATE OF COMPLIANCE

Certificate Number MH19738
Report Reference MH19738-20080222
Date 2021-December-17

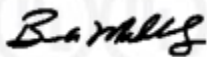
This is to certify that representative samples of the product as specified on this certificate were tested according to the current UL requirements

Standard(s) for Safety:

SF/ANSI 61-2016 DRINKING WATER SYSTEM COMPONENTS - HEALTH EFFECTS.
NSF/ANSI 372-2011 DRINKING WATER SYSTEM COMPONENTS – LEAD CONTENT and BNQ
3660-950 – Safety of Products and Materials in Contact with Drinking Water.

Products Covered:
Service Fittings

Trade Designation	Description
E-15404##^N	Straight Coupling, Mueller Pack Joint Connection for IPS PE Pipe – Both Ends, Sizes 3/4" thru 2"
E-15409##^N	Straight Coupling, Mueller 110 Conductive Compression Connection for CTS OD Tubing x Mueller Pack Joint Connection for IPS PE Pipe, Sizes 3/4" thru 2"
E-15443##^N	Straight Coupling, Mueller Pack Joint Connection for IPS PE Pipe x Mueller Pack Joint Connection for CTS OD Tubing, Sizes 3/4" thru 1"
H-10033##^N	Brass Plug, Square Head with AWWA Taper (Mueller "CC"), Size 1/2" thru 2"
H-10034##^N	Brass Plug, Machine Inserted AWWA Taper (Mueller "CC"), Size 1/2" thru 2"
H-10035##^N	Brass Plug, Square Head with IP Thread, Size 1/2" thru 2"
H-10037##^N	Brass Plug, Machine Inserted IP Thread, Size 3/4" thru 2-1/2"
H-1003704^N	Brass Plug, Machine Inserted Standard NPT IP Thread, Size 3/4" thru 2-1/2"
H-15400##^N	Straight Three Part Union, Copper Flare x Copper Flare, Sizes -1/2" 5/8" x 3/4" - thru 2"
H-15402##^N	Straight Three Part Union, IP Threaded Copper Flare Nut Both Ends, Size 3/4"
H-15403##^N	Straight Three Part Union, Mueller 110 Conductive Compression Connection for CTS OD Tubing Both Ends, Sizes 1/2" thru 2", 1-1/2" x 1-1/4", 1-1/2" x 3/4", 2" x 1", 2"x1-1/4"
H-15404##^N	Straight Three Part Union, Mueller 110 Compression Connection for IPS PE Pipe Both Ends, Sizes 3/4" thru 1"
H-15406##^N	Straight Union, Mueller Insta-tite Connection for CTS OD PE Tubing Both Ends, Sizes 3/4" thru 1"



Bruce Mahrenholz, Director North American Certification Program

UL LLC

Any information and documentation involving UL Mark services are provided on behalf of UL LLC (UL) or any authorized licensee of UL. For questions, please contact a local UL Customer Service Representative at <http://ul.com/aboutul/locations/>



CERTIFICATE OF COMPLIANCE

Certificate Number MH19738
Report Reference MH19738-20080222
Date 2021-December-17

H-15408##^N	Straight Union, Mueller Insta-tite Connection for IPS OD PE Tubing Both Ends, Sizes 3/4" thru 1"
H-15409##^N	Straight Three Part Union, Mueller 110 Conductive Compression Connection for CTS OD Tubing x Mueller 110 Compression Connection for IPS PE Pipe, Sizes 3/4" thru 1"
H-15464##^N	Quarter Bend Coupling, Mueller Insta-tite Connection for IPS PE Pipe, Both Ends, Size 3/4" thru 1"
H-15522##^N	Eighth Bend Coupling, Copper Flare x Copper Flare, Sizes 3/4" thru 1"
H-15525##^N	Quarter Bend Coupling, Copper Flare x Copper Flare, Sizes 3/4" thru 2"
H-15526##^N	Quarter Bend Union, Mueller 110 Conductive Compression Connection for CTS OD Tubing, Both Ends, Sizes 3/4" thru 2"
H-15528##^N	Eighth Bend Union, Mueller 110 Conductive Compression Connection for CTS OD Tubing, Both Ends, Sizes 3/4" thru 1"
H-15540##^N	Brass Cap, Copper Flare Thread, Size 3/4" through 2"
H-15405##^N	Straight Coupling, Copper Flair x Copper Flair, Size 3/4" thru 2"
H-15463## ^N	Quarter Bend Coupling, Insta-Tite Compression Connection for CTS OD Tubing Both Ends, Size 3/4" thru 1"
P-15421## ^N	Straight Service Fitting, Pack Joint CTS x Compression Connection for Steel Pipe, Size 3/4" thru 1"
H-15527##^N	Eighth Bend Coupling, Mueller 110 Compression Connection for IPS PE Pipe x MIP Sizes 3/4" thru 1"
E-15527##^N	Eighth Bend Coupling, Mueller Pack Joint Connection for IPS PE Pipe x MIP Sizes 3/4" thru 1"
P-15403##^N	Straight Three Part Union, Mueller Pack Joint Connection for CTS OD Tubing Both Ends, Sizes 1/2" thru 2", 1-1/2"x 1-1/4", 1-1/2" x 3/4", 2"x1" and 2"x1-1/4"
P-15409##^N	Straight Three Part Union, Mueller Pack Joint Connection for CTS OD Tubing x 110 Compression Connection for IPS PE Pipe, Sizes 3/4" thru 1"
P-15526##^N	Quarter Bend Union, Mueller Pack Joint Connection for CTS OD Tubing, Both Ends, Sizes 3/4" thru 2"
P-15528##^N	Eighth Bend Union, Mueller Pack Joint Connection for CTS OD Tubing, Both Ends, Sizes 3/4" thru 1"
V-15401##^N	Straight Coupling, Mueller Pack Joint Connection for IPS PVC Pipe Both Ends, Sizes 3/4" x 1"
V-15441##^N	Straight Coupling, Mueller Pack Joint Connection for IPS PVC Pipe x Mueller Pack Joint Connection for CTS OD Tubing, Sizes 3/4" x 1" thru 2"

B. Mahrenholz

Bruce Mahrenholz, Director North American Certification Program

UL LLC

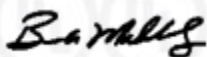
Any information and documentation involving UL Mark services are provided on behalf of UL LLC (UL) or any authorized licensee of UL. For questions, please contact a local UL Customer Service Representative at <http://ul.com/aboutul/locations/>



CERTIFICATE OF COMPLIANCE

Certificate Number MH19738
Report Reference MH19738-20080222
Date 2021-December-17

V-15445##^N	Straight Coupling, Mueller Pack Joint Connection for IPS PVC Pipe x Mueller 110 Compression Connection for CTS OD Tubing, Size 1"-2"
V-15446##^N	Straight Coupling, Mueller Pack Joint Connection for IPS PVC Pipe x Copper Flare, Size 1"
K-15078##^N	Service Fitting, Mueller 110 Conductive Compression Connection for CTS OD Tubing x Kitec Connection, Size 3/4" thru 1"
K-15403##^N	Straight Three Part Union, Kitec Connection Both Ends, Size 3/4" thru 1"
G-15526## ^N	Quarter Bend Union, Mueller Grip Compression Connection for CTS OD Tubing, Both Ends, Size 1-1/2" thru 2" [Annex G]
G-15403## ^N	Straight Three Part Union, Mueller Grip Compression Connection for CTS OD Tubing, Both Ends, Size Configurations: 1-1/4" thru 2", 2"x1-1/4", 1-1/2"x1-1/4", and 1-1/2"x3/4"
H-12230##^N	Straight Coupling, Mueller 110 Conductive Compression Connection for CTS OD Tubing x IPS PE Tubing, Size 3/4"-1"
P-12230##N	Straight Coupling, Mueller Pack Joint Connection for CTS OD Tubing x IPS PE Tubing, Size 3/4" x 3/4" thru Size 1" x 1"
H-15421## ^N	Straight Service Fitting, Mueller 110 Conductive Compression Connection for CTS OD Tubing x Compression Connection for Steel Pipe, Size 3/4" thru 1"
H-15433## ^N	Straight Service Fitting, Compression Connection for Steel Pipe Both Ends, Size 3/4" [NSF372]
H-15433## ^N	Straight Service Fitting, Compression Connection for Steel Pipe Both Ends, Size 1" [NSF372]
H-15434## ^N	Straight Service Fitting, Copper Flare x Compression Connection for Steel Pipe, Size 3/4" [NSF372]
H-15434## ^N	Straight Service Fitting, Copper Flare x Compression Connection for Steel Pipe, Size 1" [NSF372]
G-15441## ^N	Straight Coupling, Mueller Pack Joint Connection for IPS PVC Pipe x Mueller Grip Connection for CTS OD Tubing, Size 1" [NSF 372]
G-15443## ^N	Straight Coupling, Mueller Pack Joint Connection for IPS PE Pipe x Mueller Grip Connection for CTS OD Tubing, Size 3/4" [NSF 372]
H-15547## ^N	Quarter Bend Coupling, Mueller 110 Conductive Compression Connection for IPS PVC Pipe - Both Ends, Size 3/4" [NSF 372]
H-15547## ^N	Quarter Bend Coupling, Mueller 110 Conductive Compression Connection for IPS PVC Pipe - Both Ends, Size 1" [NSF 372]



Bruce Mahrenholz, Director North American Certification Program

UL LLC

Any information and documentation involving UL Mark services are provided on behalf of UL LLC (UL) or any authorized licensee of UL. For questions, please contact a local UL Customer Service Representative at <http://ul.com/aboutul/locations/>



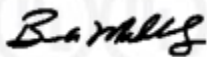
CERTIFICATE OF COMPLIANCE

Certificate Number MH19738
Report Reference MH19738-20080222
Date 2021-December-17

H-12235## ^^^N	Straight Coupling, Mueller Insta-Tite Connection for IPS Pe Pipe x Male IPS Connection for IPS Tubing, Size 1" [NSF 372]
H-15545## ^^^N	Brass Cap, 110 CTS Thread, Size 1-1/2" [NSF 372]
H-15545## ^^^N	Brass Cap, 110 CTS Thread, Size 2" [NSF 372]
G-15527## ^^^N	Eighth Bend Coupling, Mueller Grip Connection for IPS PE Pipe x MIP 3/4" thru 1" [NSF 372]
H-15352## ^^^N	Two Y Branch, Insta-Tite Compression Connection for CTS Pipe, All Ends, Size 3/4" x 1" [NSF 372]
E-15420## ^^^N	Straight Coupling, Mueller Pack Joint Connection for IPS PE Pipe x Compression Connection for Steel Pipe 1"
H-15403M# ^^^N	Straight Coupling, Mueller 110 Conductive Compression Connection for CTS OD Tubing x Mueller MAX Wide Range Fitting- 3/4" thru 1"
P-15403M# ^^^N	Straight Coupling, Mueller Pack Joint Connection for CTS OD Tubing x Mueller MAX Wide Range Fitting- 3/4" thru 1"
G-15403M# ^^^N	Straight Coupling, Mueller Grip Compression Connection for CTS OD Tubing x Mueller MAX Wide Range Fitting- 3/4" thru 1"
M-15403M# ^^^N	Straight Coupling, Mueller MAX Wide Range Fitting, Both Ends-3/4" thru 1"

"Y" Branch Connections

Trade Designation	Description
H-10070##^N	Two Y Branch, MIP Inlets x MIP Outlet, Size 3/4" x 1"
H-15340##^N	Two Y Branch, Copper Flare inlets x Copper Flare outlet, Size 3/4" thru 1" x 1-1/2"
H-15341##^N	Two Y Branch, Copper flare inlets x MIP outlet, Size 3/4" x 1-1/2" thru 1" x 2", 1-1/4", MIP x 3/4" CS
H-15341##^NJ	Two Y Branch, Copper flare inlets x MIP outlet, Size 3/4" x 1-1/2" thru 1" x 2"
H-15342##^N	Two Y Branch, Copper flare inlets x FIP outlet, Size 1" x 2"
H-15343##^N	Two Y Branch, Mueller 110 CTS inlets by Mueller 110 CTS outlet, Size 3/4" x 1" thru 1" x 2"



Bruce Mahrenholz, Director North American Certification Program

UL LLC

Any information and documentation involving UL Mark services are provided on behalf of UL LLC (UL) or any authorized licensee of UL. For questions, please contact a local UL Customer Service Representative at <http://ul.com/aboutul/locations/>



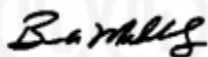
CERTIFICATE OF COMPLIANCE

Certificate Number MH19738
Report Reference MH19738-20080222
Date 2021-December-17

H-15344##^N	Two Y Branch, Solder Joint inlets x Mueller 110 CTS outlet, Size 1" x - 2
H-15345##^N	Three Y Branch, Copper flare inlets x Copper flare outlet, Size 3/4" x 1-1/2" thru 1" x 2"
H-15346##^N	Three Y Branch, Copper flare inlets x MIP outlet, Size 3/4" x 1-1/2" thru 1" x 2"
H-15347##^N	Three Y Branch, Mueller 110 CTS inlets x MIP outlet, Size 3/4" x 1" thru 1" x 2"
H-15350##^N	Four Y Branch, Copper flare inlets x copper flare outlets, Size 3/4" x 2" thru 1" x 2"
H-15351##^N	Four Y Branch, Copper flare inlets x MIP outlet, Size 3/4" x 2" thru 1" x 2"
P-15343##^N	Two Y Branch, CTS Pack Joint inlets by CTS Pack Joint outlet, Size 3/4" x 1" thru 1" x 2"
P-15347##^N	Two Y Branch, CTS Pack Joint inlets by MIP outlet, Size 3/4" x 1" thru 1" x 2"
G-15347## ^N	Two Y Branch, Mueller Grip Compression Connection for CTS OD Tubing x MIP Outlet, Size 1" x 1" thru 1" x 2" [Annex G]
E-15354##^N	Two Y Branch, IPS PE PJ Inlets x IPS PE PJ Outlet, Size 3/4" x 1"
H-15354##^N	Two Y Branch, 110 IPS Inlets x 110 IPS Outlet, Size 3/4" x 1"
H-15353##^N	Two Y Branch Short Body, Insta-Tite Compression Connection for IPS PE Pipe, All Ends, Size 3/4" x 1"
K-15347## ^N	Three Y Branch, Kitec Connection inlets x MIP outlet, Size 3/4" x 1" [NSF 372]

"U" Branch Connections

Trade Designation	Description
H-15360##^N	Copper Flare Inlet x Copper Flare Outlets, Size 3/4" x 3/4" x 10" thru 1" x 3/4" x 10"
H-15362##^N	Copper Flare Inlet x MIP Outlets, Size 3/4" x 3/4" x 7" thru 1" x 3/4" x 13-1/2"
H-15363##^N	Mueller 110 CTS inlet x MIP outlets, Size 3/4" x 3/4" x 7-1/2" thru 1-1/2" x 1" x 7-1/2"
H-15364##^N	MIP Inlet x MIP Outlets, Size 1" x 3/4" x 5-1/4" thru thru 1" x - 1" x 3/4" x 14"



Bruce Mahrenholz, Director North American Certification Program

UL LLC

Any information and documentation involving UL Mark services are provided on behalf of UL LLC (UL) or any authorized licensee of UL. For questions, please contact a local UL Customer Service Representative at <http://ul.com/aboutul/locations/>



CERTIFICATE OF COMPLIANCE

Certificate Number MH19738
Report Reference MH19738-20080222
Date 2021-December-17

H-15365##^N	FIP Inlet x MIP Outlets, Size 3/4" x 3/4" x 7-1/2" thru – 1 1/2" x 3/4" x 14"
H-15367##^N	FIP Inlet x FIP Outlets, Size 1" x 3/4" x 7-1/2"
H-15368##^N	Copper Flare Inlet x MIP Outlets, Size 3/4" x 3/4" x 7" thru 1" x 3/4" x 7"
P-15363##^N	Mueller CTS Pack Joint Inlet x MIP Outlets, Size 3/4" x 3/4" x 7-1/2" thru 1-1/2" x 1" x 7-1/2"
P-15369##^N	Mueller CTS Pack Joint Inlet x MIP Outlets, Size 1" x 3/4" x 7"
V-15361##^N	Mueller IPS PVC Pack Joint Inlet x MIP Outlets, Size 1" x 3/4" x 7-1/2" thru 1-1/2" x 3/4" x 7-1/2"
H-15373##^N	Mueller 110 CTS Inlet x 110 CTS Outlets, Size 1" x 3/4" x 5-1/5"; 3/4" x 3/4" x 7-1/2" thru 1-1/2" x 3/4" x 7-1/2"
P-15373##^N	Mueller CTS PJ Inlet x CTS PJ Outlets, Size 1" x 3/4" x 7-1/2"
E-15359##^N	U Branch Connection, IPS-PE Inlet x MIP Outlets, Size 1" x 3/4" x 13-1/2"
P-15378##^N	Mueller FIP Inlet x CTS PJ Outlets, Size 1" x 3/4" x 7-1/2"
H-15375##* ^N	"U" Branch Connection, Meter Swivel Nut Inlet x MIP Outlets, Size 1" x 1" x 5"
H-15376##* ^N	"U" Branch Connection, MIP Inlet x MIP Outlets, Size 1" x 1" x 5"
H-10032##^N	Brass Plug, Square Head with Meter Thread 5/8" thru 1"
G-15396##^N	Service Tee, Solder x Solder x Mueller Grip Compression Connection for CTS OD Tubing 3/4" x 3/4" x 1"

Service Tees

Trade Designation	Description
H-10097##^N	FIP all ends, Size 1"
H-15380##^N	Copper Flare all ends, Size 1/2" – 2"

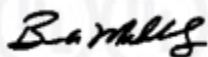

 Bruce Mahrenholz, Director North American Certification Program
 UL LLC



CERTIFICATE OF COMPLIANCE

Certificate Number MH19738
Report Reference MH19738-20080222
Date 2021-December-17

H-15381##^N	Mueller 110 CTS compression connection all ends, Size 3/4" thru 1", 1"x1"x2", 1-1/2"x1"x1", 2"x1"x1", and 1"x1"x1-1/2".
H-15382##^N	Copper flare x MIP x copper flare, Size 3/4"
H-15384##^N	MIP x MIP x Copper Flare, Size 3/4"
H-15385##^N	MIP x MIP x Mueller 110 CTS compression connection, Size 3/4" thru 1"
H-15386##^N	Copper Flare x Copper Flare x MIP, Size 3/4" thru 1"
H-15387##^N	Mueller 110 CTS Compression Connection x Mueller 110 CTS Compression Connection x MIP, Size 3/4" thru 1"
H-15391##^N	Mueller 110 CTS Compression Connection x Mueller 110 CTS Compression Connection x FIP, Size 3/4" thru 1 1/2"
H-15392##^N	Mueller 110 CTS compression connection x FIP x FIP, Size 3/4" thru 1"
H-15393##^N	Mueller 110 CTS Compression Connection x Mueller 110 CTS Compression Connection x Female Corp Thread Size 3/4" thru 1 1/2"
H-15444##^N	Mueller 110 IPS connection all ends, Size 3/4"-1"
E-15444##^N	Mueller PVC/PEP Pack Joint connection all ends, Size 3/4"
P-15381##^N	Mueller 110 CTS Pack Joint connection all ends, Size 3/4" thru 2" x 2" x 2", 1"x1"x2", 1-1/2"x1"x1", 2"x1"x1", and 1"x1"x1-1/2".
P-15385##^N	Mueller 110 CTS Pack Joint connection all ends, Size 3/4" thru 3/4" x 3/4" x 1"
K-15381##^N	Service Tee, Kitec Connection all ends, Size 3/4"
G-15381## ^N	Service Tee, Mueller Grip Compression Connection for CTS OD Tubing - All Ends, Size 1-1/2" thru 2" x 2" x 1"[Annex G]
G-15387## ^N	Service Tee, Mueller Grip Compression Connection for CTS OD Tubing x Mueller Grip Compression Connection for CTS OD Tubing x MIP, Size 3/4" thru 1" [Annex G]
G-15391## ^N	Service Tee, Mueller Grip Compression Connection for CTS OD Tubing x Mueller Grip Compression Connection for CTS OD Tubing x FIP, Size 3/4" thru 2" x 2" x 1" [Annex G]
H-15389##^N	Service Tee, MIP All Ends, Size 3/4" thru 1"



Bruce Mahrenholz, Director North American Certification Program

UL LLC

Any information and documentation involving UL Mark services are provided on behalf of UL LLC (UL) or any authorized licensee of UL. For questions, please contact a local UL Customer Service Representative at <http://ul.com/aboutul/locations/>



CERTIFICATE OF COMPLIANCE

Certificate Number MH19738
Report Reference MH19738-20080222
Date 2021-December-17

H-15399##^^N	Service Tee, CTS Insta-Tite All Ends, Size 3/4" thru 1"
H-15383##^^N	Service Tee, Mueller 110 Compression Connection for CTS OD Tubing Inlet x FIP Outlets, Size 3/4" thru 1"
P-15383##^^N	Service Tee, CTS Pack Joint Inlet x FIP Outlets, Size 3/4" thru 1"
P-15391##^^N	Service Tee, Mueller CTS Pack Joint x Mueller CTS Pack Joint x FIP, Size 1" [NSF372]
H-15395## ^^N	Service Tee, Solder x Solder x Copper Flare, Size 1" [NSF 372]
H-15396## ^^N	Service Tee, Solder x Solder x Mueller 110 Conductive Compression Connection for CTS OD Tubing, Size 1" x 1" x 1" [NSF 372]
H-15396## ^^N	Service Tee, Solder x Solder x Mueller 110 Conductive Compression Connection for CTS OD Tubing, Size 3/4" x 3/4" x 1" [NSF 372]
P-15396## ^^N	Service Tee, Solder x Solder x Mueller Pack Joint Connection for CTS OD Tubing, Size 3/4" x 3/4" x 1" [NSF 372]
H-15379## ^^N	Service Tee, Solder Connection x Solder Connection x MIP, Size 1" [NSF 372]
H-15499## ^^N	Service Tee, IPS Insta-Tite All Ends 3/4"-1"

The above products were also evaluated to Standard BNQ 3660-950

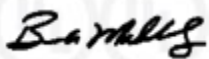
- Any number from 00 through 99 representing specific product characteristics or blank.

N - Brass Castings made of ASTM B584, C89520 or ASTM B584-B505, C89833

J- Designates "Jones" model marking

^^ - Any 2 numbers that are representative of the product size

-2 = Products designated with a "-2" are considered equivalent to products not bearing the "-2" designation



Bruce Mahrenholz, Director North American Certification Program

UL LLC

Any information and documentation involving UL Mark services are provided on behalf of UL LLC (UL) or any authorized licensee of UL. For questions, please contact a local UL Customer Service Representative at <http://ul.com/aboutul/locations/>

